

OPERATING LIMITS

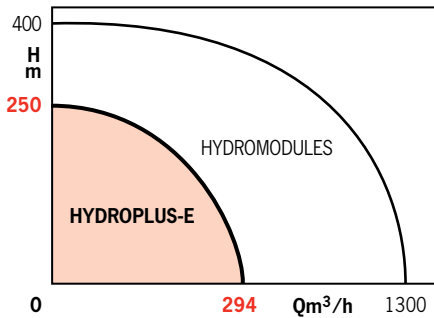
Flow rates up to:	294 m³/h
Head up to:	250 m CE
Max operating pressure:	25 bar
Max water temperature:	HE/VE 70°C VSE 50°C
Max ambient temperature:	40°C

HYDROPLUS-E

BOOSTER SETS

fitted with onboard EVS* pumps:
Commercial and industrial use
2 pole - 50/60 Hz

* Electronic Variation Speed



APPLICATIONS

Pressurizing and maintaining pressure of water distribution networks with insufficient or non existent pressure, in:

- housing, office projects,
- private residences ,
- hotels, hospitals, clinics,

- shopping centers, shops,
- schools, high-schools, universities, barracks,
- industrial and farm buildings,
- irrigation, spraying...



• N-ALTI-HE-803-2-T4-2G



• N-ALTI-VSE-805-3-T4-2G

 2nd Generation



• N-ALTI-VE-805-3-T4-2G

HYDROPLUS-E

ADVANTAGES

- Energy savings and quiet operation, thanks to the constant adjustment of pump performance in respect of the facility's pressure requirement.
- Compact sets through the integration of frequency converters into the pumps.
- Flexible use, reduction of surges and water hammers.
- Choice of multistage pumps with horizontal integration EVS or vertical integration with dry or wet rotor.
- Installation and operation comfort thanks to easy module implementation and operation.
- Manifolds stainless steel, anti-corrosive security and increased pump service life.

DESIGN

Boosters entirely assembled, wired and preset, ready to use. The water supply of the booster is possible from a town network (V version) or from a storage tank (B version).

The N-ALTi-HE and the N-ALTi-VE can be under pressure or on suction (maximum 1m).

The N-ALTi-HE and the N-ALTi-VE can be used for flooded suction or suction (maximum 1m).

• Hydraulic part

Max. operating pressure:

N-ALTi-HE	10 bar
N-ALTi-VE	16 & 25 bar
N-ALTi-VSE	16 bar

Ø manifolds :	2 pumps	3 pumps
N-ALTi 200	2"	2"
N-ALTi 400	2"	2"
N-ALTi 800	3"	3"
N-ALTi 1600	3"	ND 100
N-ALTi 1800	ND 100	ND 150
N-ALTi 3600	ND 150	ND 150
N-ALTi 6000	ND 150	ND 150

STANDARD CONSTRUCTION

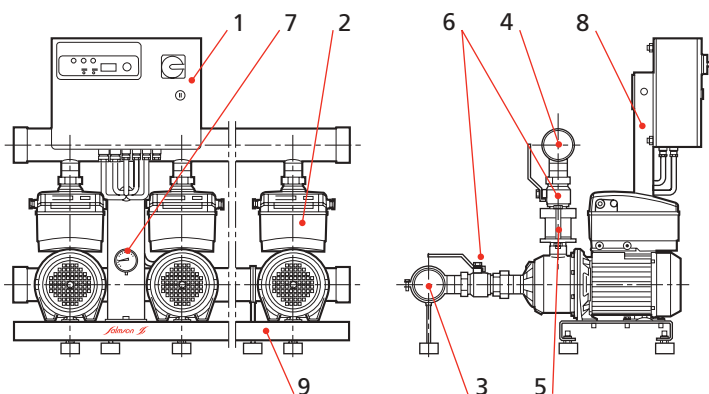
Pumps	Stainless steel 304
Manifolds	Stainless steel 304

• Electric part

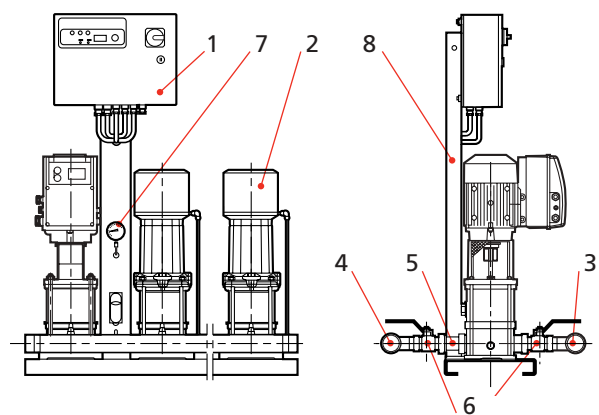
Voltage	: 3 ~ 400 ± 10% (without neutral)
Frequency	: 50 / 60 Hz
Protection index	: IP 54
CEM Conformity	: EN 61000-6 1 & 3 EN 61000-6 2 & 4

BOOSTER SET DESCRIPTION

• N-ALTi-HE



• N-ALTi-VE / N-ALTi-VSE



- 1 - Control unit
- 2 - Pumps (Type MULTI-HE, MULTI-VE or MULTI-VSE)
- 3 - Suction manifold
- 4 - Discharge manifold
- 5 - Non return valve

- 6 - Isolating valves
- 7 - Pressure gauge
- 8 - Sensor
- 9 - Anti-vibration mountings (for N-ALTi-HE)

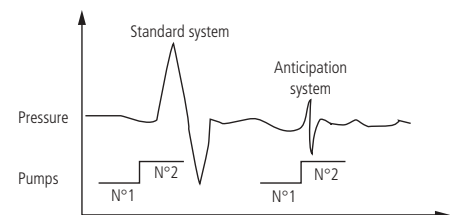
GENERAL OPERATING MODE

- Pressure adjustment required, defined by the setpoint pressure, through the variation of the speed of each pump:
 - if the network pressure reduces below the setpoint pressure: pump n°1 starts and matches its speed with the setpoint consumption and pressure.
 - If demand increases: pump n°1 accelerates up to 95 % of its maximum and pump n°2 then starts at minimum frequency, in order to be immediately operational upon demand. It is the ANTICIPATION SYSTEM.
 - If consumption increases, pump n°1 reaches 100 % of its speed, and pump n°2 matches the needs.
 - If consumption stabilizes, and if pump n°1 does not reach its maximum speed after 15 seconds, pump n°2 stops.

SAME ANTICIPATION SYSTEM on a 3 pump booster (in case of increased demand, the second pump reaches 95% of its maximum, and pump n°3 starts...). Hence this offers better regulation compared with a classical system, or with integrated speed variation, thanks to requirement anticipation.

- Automatic sensing of a pump's unavailability with smart failure management:
 - if the pump senses a minor failure see the integrated Electronic Variation Speed (EVS) management table, the booster integrates this parameter, and restarts the pump when authorized by AUTOMATIC DIAGNOSTICS.

- Installation network protection by means of a MAXIMUM ACCEPTABLE PRESSURE by the network: should this pressure be exceeded, the booster stops and restarts when the network pressure drops below the setpoint pressure.




FUNCTIONS

- Cascade operation with automatic demand management based on the anticipation principle.
- Pump operating time maximization:
 - pump start sequence switching
 - automatic switching of the operating pump after 6 hours actual operation.
- Level sensing with automatic restart in the presence of water at suction.
- Maintenance diagnostics related with the pump's smart failure management.
- Definition of a maximum overpressure threshold to protect the facility.
- Possible integration of a safety pump principle.
- Remote control digital functions:
 - general operation forwarding,
 - general failure forwarding,
 - operation forwarding per pump*,
 - failure forwarding per pump*,
 - water low sensing forwarding*, (*option)
- Analog function in the form of a 0-10V signal, with information on network pressure.

SYSTEM SAFETY AND RELIABILITY

- In case of failure of a frequency converter, the two or three* remaining converters ensure speed variation.
- Possibility of forced operation in case of microcontroller failure, by defining a fixed speed for the pumps.
- Booster remote ON/OFF.
- RS232 output available.
- Option: extended report relay board with functions such as :
 - behaviour of each pump (on/off)
 - lack of water.
- Possible box independent pump connection directly with the transmitter through maintenance intervention.

CONTROL BOX FRONT PANEL DESCRIPTION

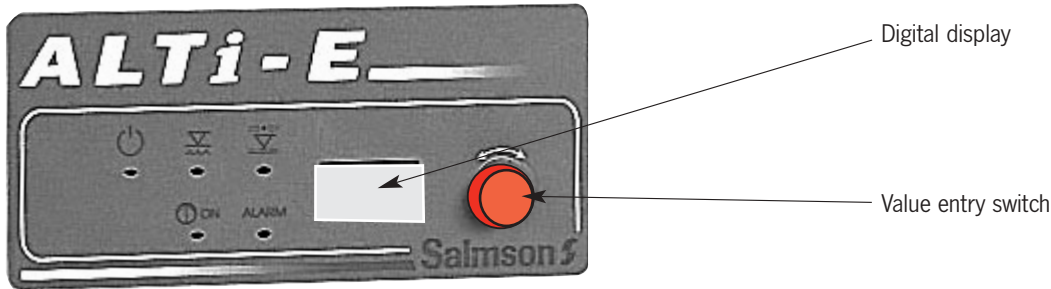


* 4-pump boosters.









HYDROPLUS-E

REPORTING

ALTi-E BOX CONTROL STRIP



BOX OPERATION DESCRIPTION

Booster operation	Booster behavior	Reporting
Booster ON	Ready to start	 Green LED lit permanently
Booster operating	At least one pump operating (manual or automatic mode)	 Green LED lit permanently
Pressure sensor failure	Pump analysis diagnostic	 Green LED lit blinking
One pump unavailable	Pump analysis diagnostic	 Red LED lit constantly
Level sensing (lack of water)	Full stop as long as water lack at suction	 Red LED lit permanently
	Automatic restart by water presence sensing, but previous failure reported	 Red LED lit blinking
Overpressure sensing	Full stop	 Red LED lit
	Automatic restart when pressure drops below the setpoint pressure, but previous failure reported	 Red LED blinking

Digital display

- Regulation pressure
- Setpoint pressure
- Operating mode menu

Red switch

- Regulation settings adjustment:
- Time out
 - PID (proportional computation, integers, derivatives).

SUPPLIES

COMPONENTS		N-ALTi-HE		N-ALTi-VE		N-ALTi-VSE	
		2 pumps	3 pumps	2 pumps	3 pumps	2 pumps	3 pumps
pumps	MULTi-HE	2	3	—	—	—	—
pumps	MULTi-VE	—	—	2	3	—	—
pumps	MULTi-VSE	—	—	—	—	2	3
Valves		4	6	4	6	4	6
Non return valve		2	3	2	3	2	3
Manifolds		2	2	2	2	2	2
Sensor		1	1	1	1	1	1
Dry running protection	Pressure switch (for V version)	1	1	1	1	1	1
	Float (for B version)						
Pressure gauge		1	1	1	1	1	1
Control unit		1	1	1	1	1	1
Anti-vibration mountings		4	4	—	—	—	—
Base plate		1	1	1	1	1	1


Standards and specifications:

- Machines Directive 98/37/CE.
- Electromagnetic Compatibility Directive 89/336/CEEmod.
- Low voltage directive 73/23/CEEmod.
- CEI 60364 (NFC 15-100) (Electrical)
- EN 61800-3 (Adjustable speed electrical power drive systems).
- EN 809 – Pumps and motor-pump units for liquids
- EN 61000-6 – 1 & 3 or EN 61000-6 2 & 4 (Immunity/Emission).
- EN 60204-1 (Machines safety),
- EN 60034-1 (Rotating electrical machines),
- EN 60439-1 (Electrical and electronic units).

BOOSTER SET IDENTIFICATION

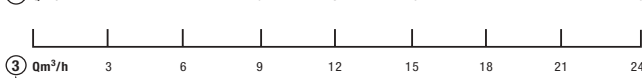
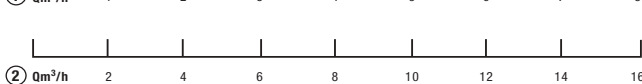
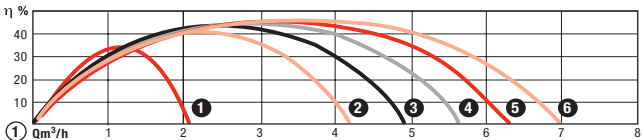
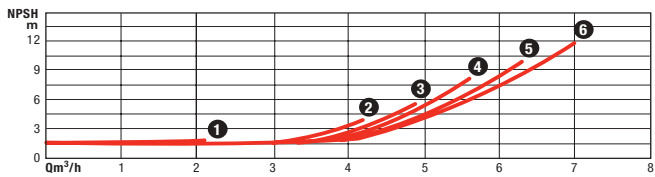
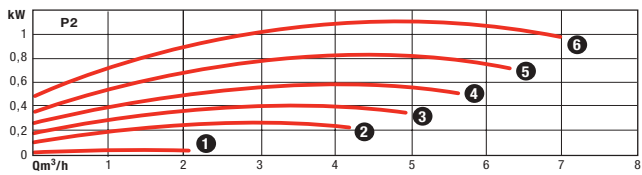
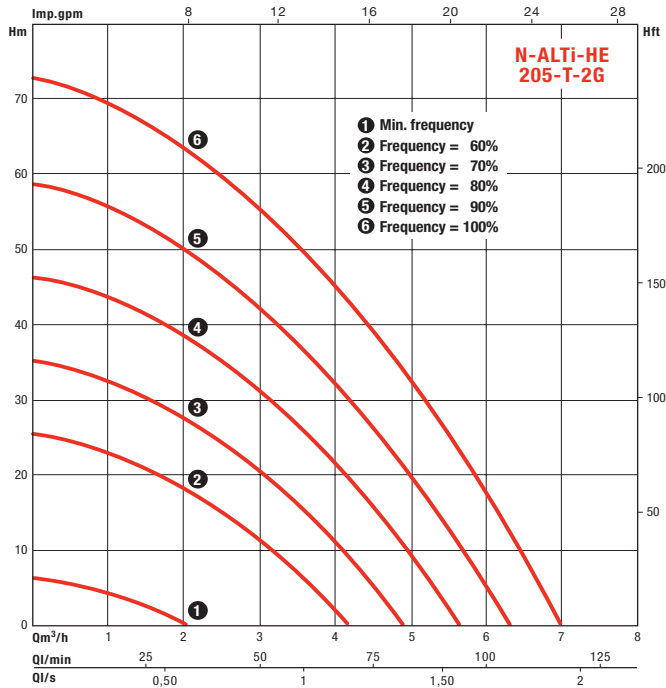
N-ELiNOX-V/H range
containing all 316 stainless steel booster pumps.

N - ALTi - HE
N - ELiNOX - VE - 3603 - 11 - 2 - V - T2 - 2G
VSE B T4

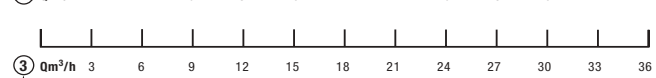
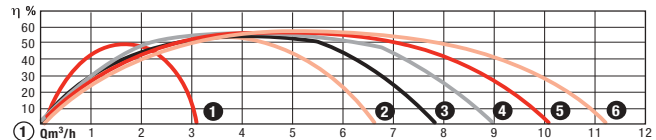
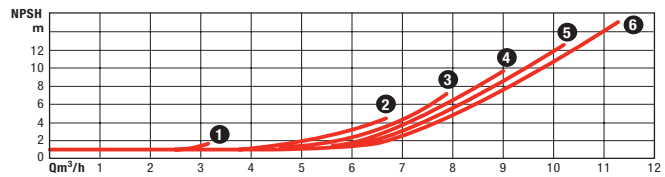
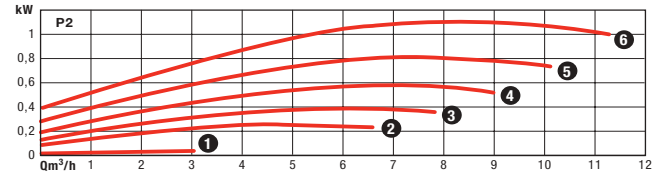
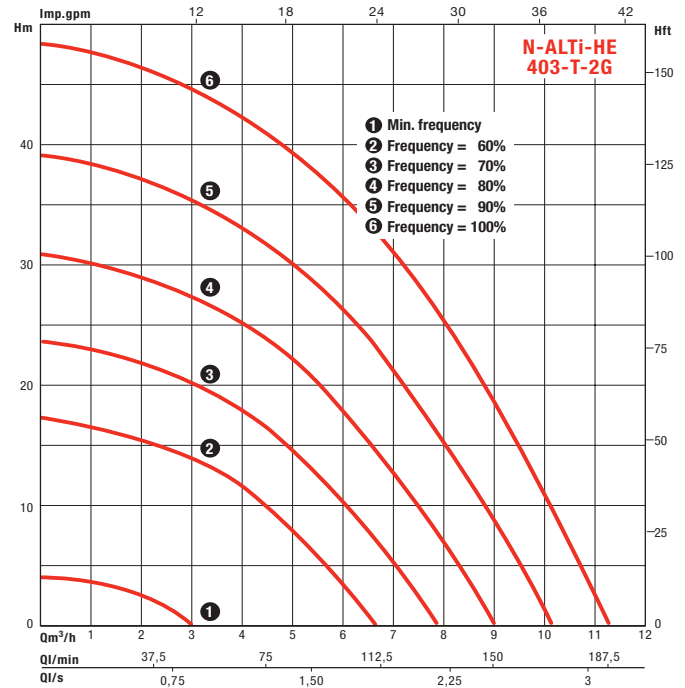


HYDROPLUS-E

HYDRAULIC PERFORMANCES - N-ALTi-HE SERIES


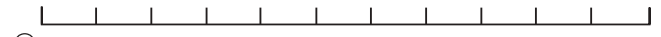

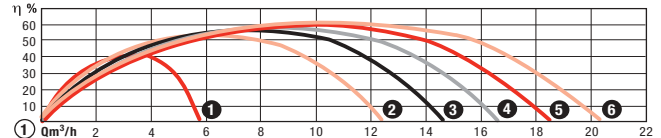
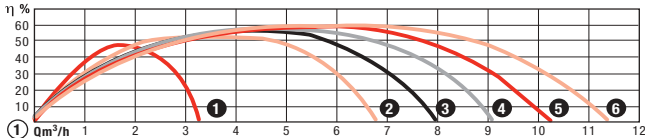
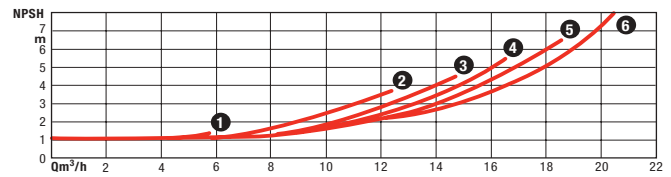
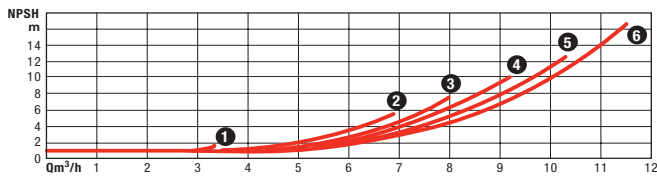
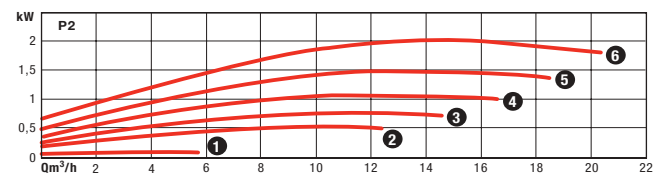
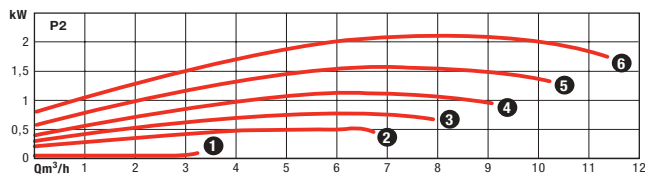
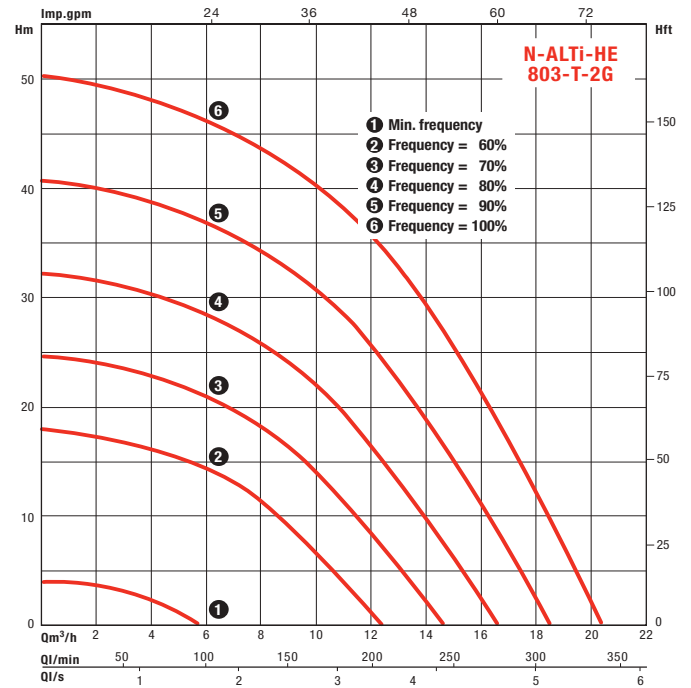
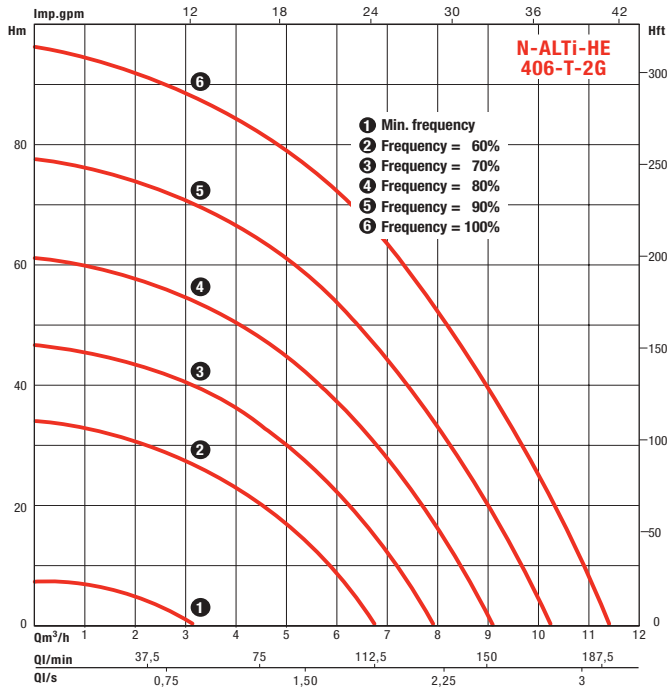


Number of pumps



Number of pumps

HYDRAULIC PERFORMANCES - N-ALTi-HE SERIES

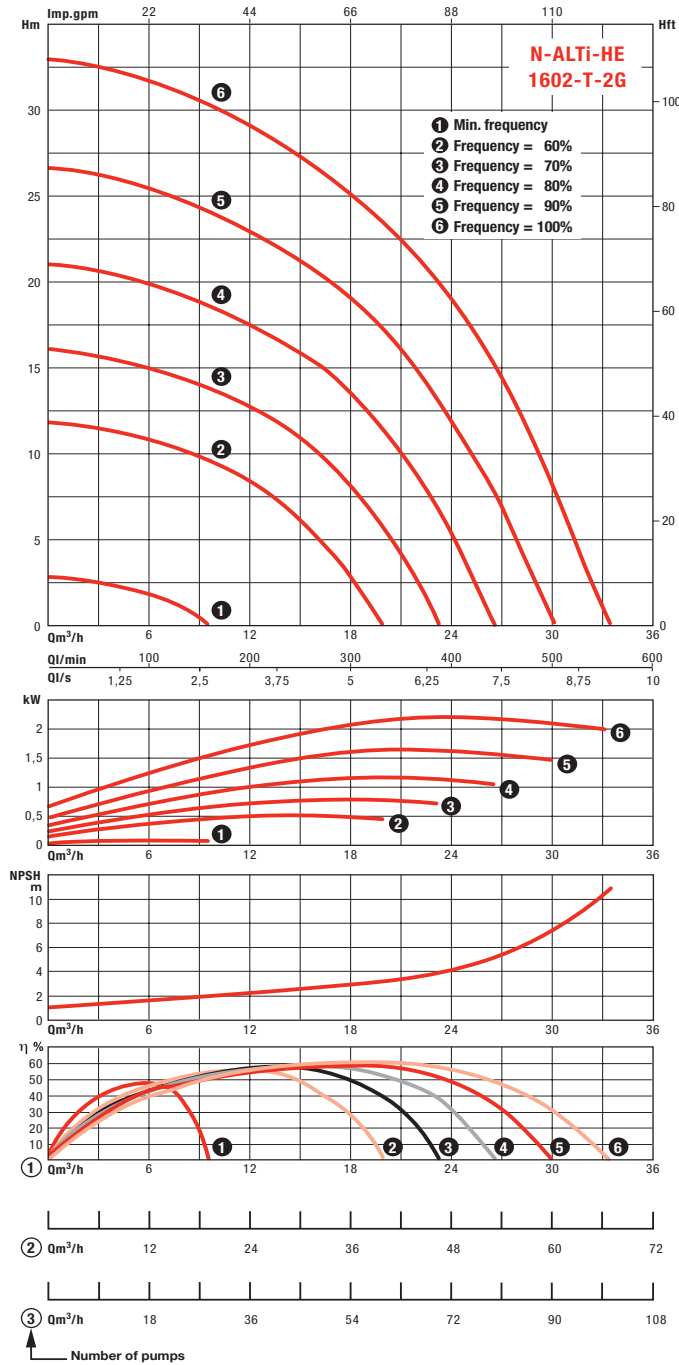


Number of pumps

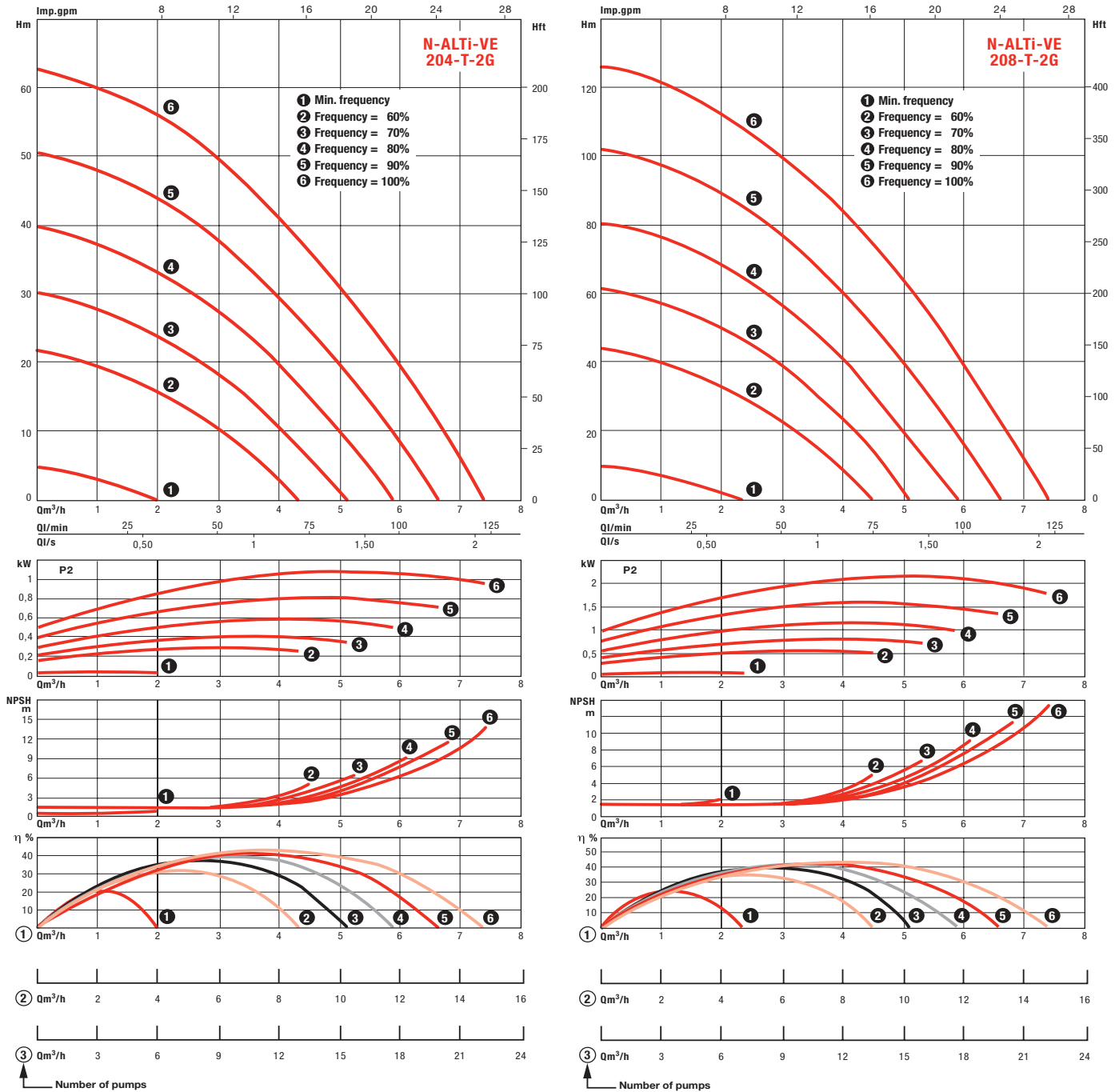
Number of pumps

HYDROPLUS-E

HYDRAULIC PERFORMANCES - N-ALTi-HE SERIES

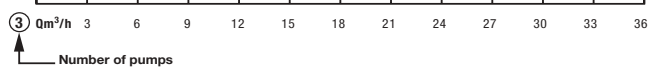
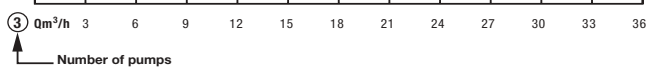
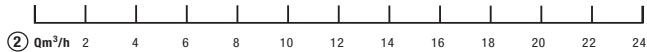
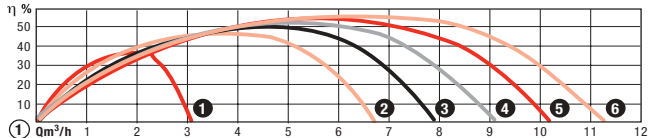
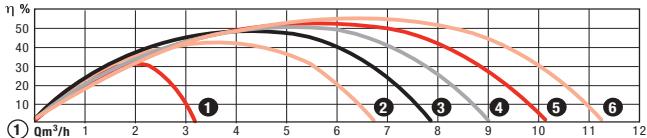
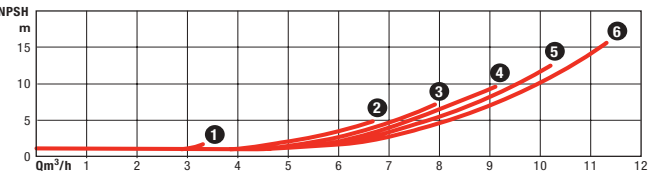
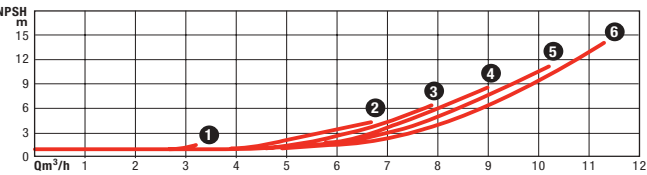
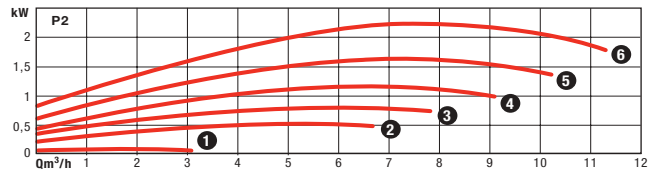
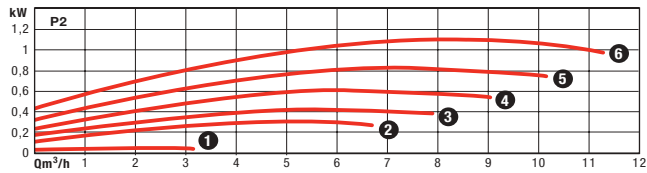
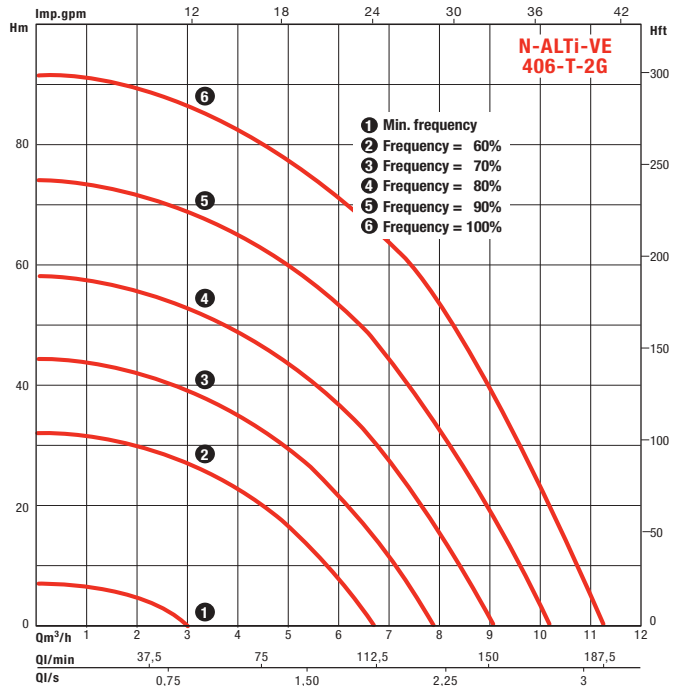
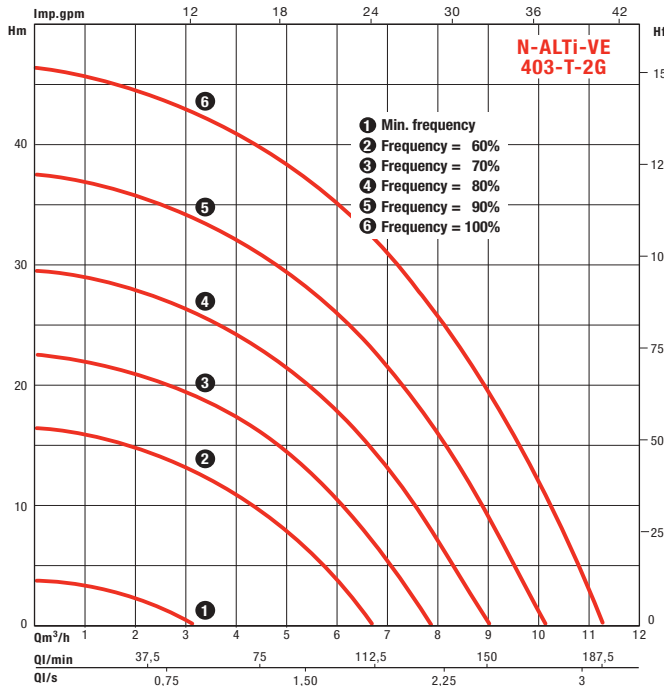


HYDRAULIC PERFORMANCES - N-ALTi-VE SERIES


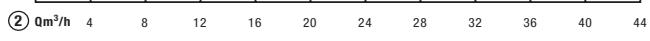
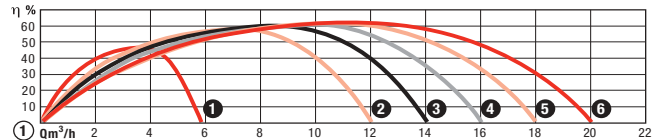
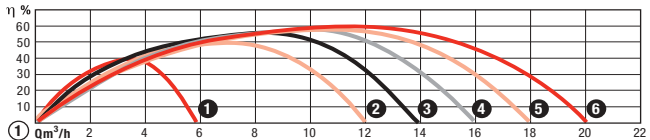
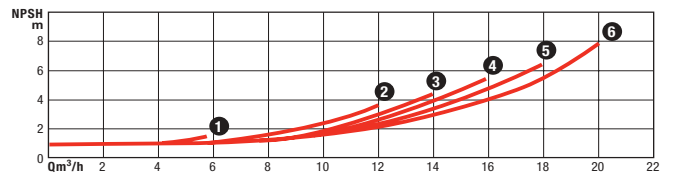
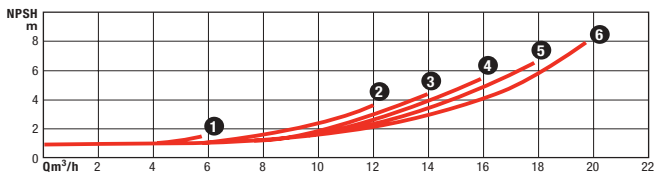
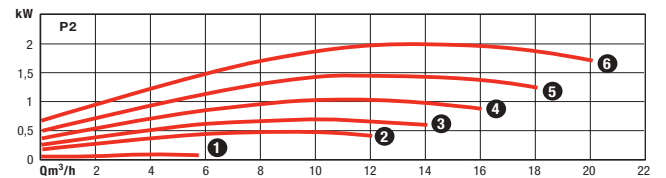
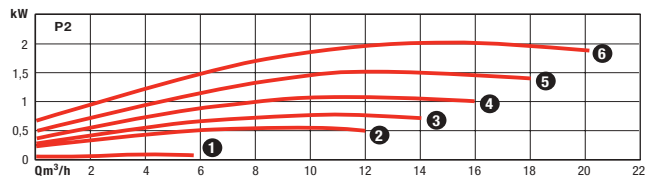
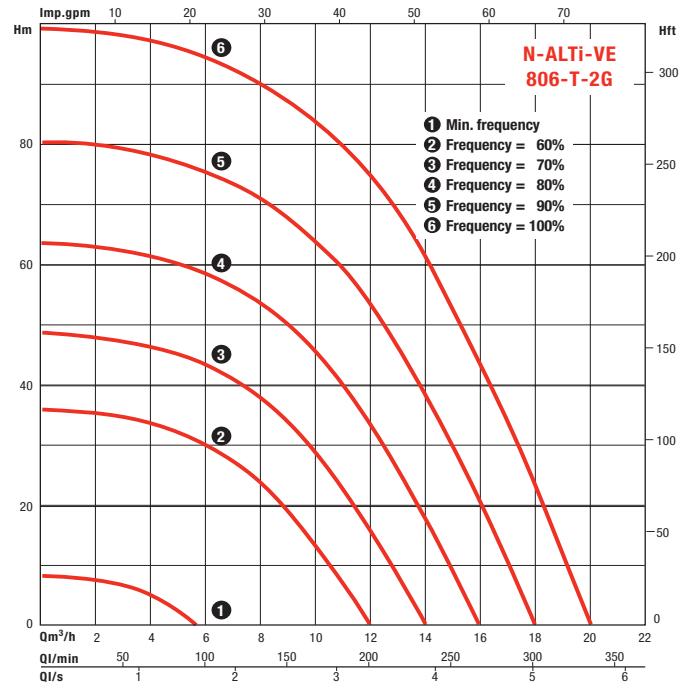
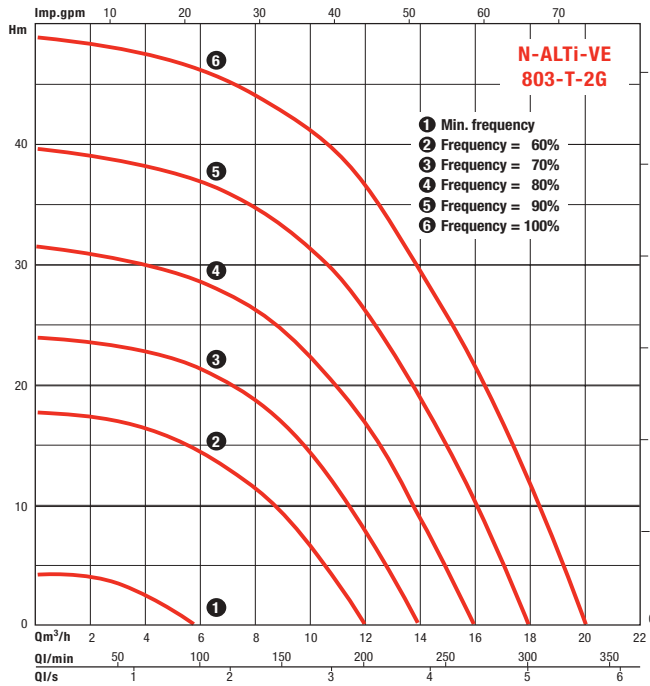


HYDROPLUS-E

HYDRAULIC PERFORMANCES - N-ALTi-VE SERIES

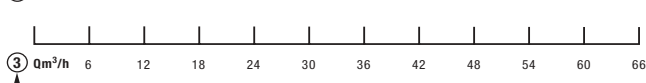
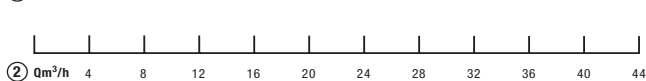
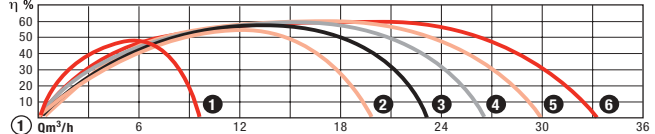
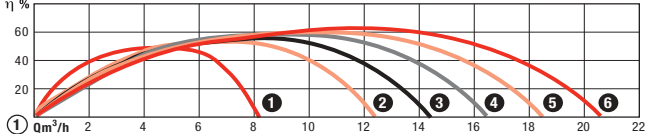
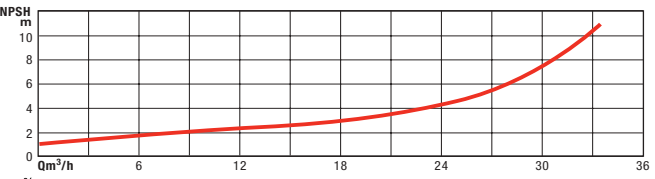
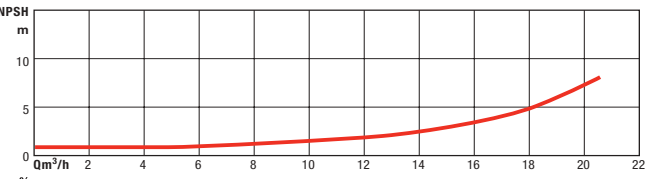
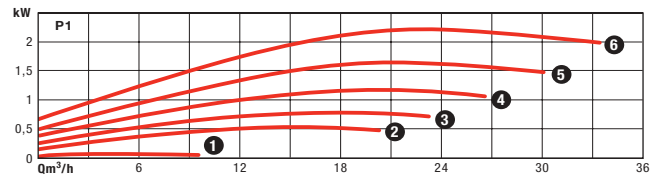
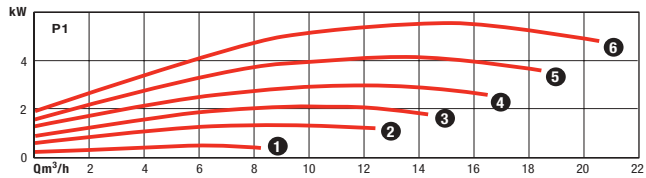
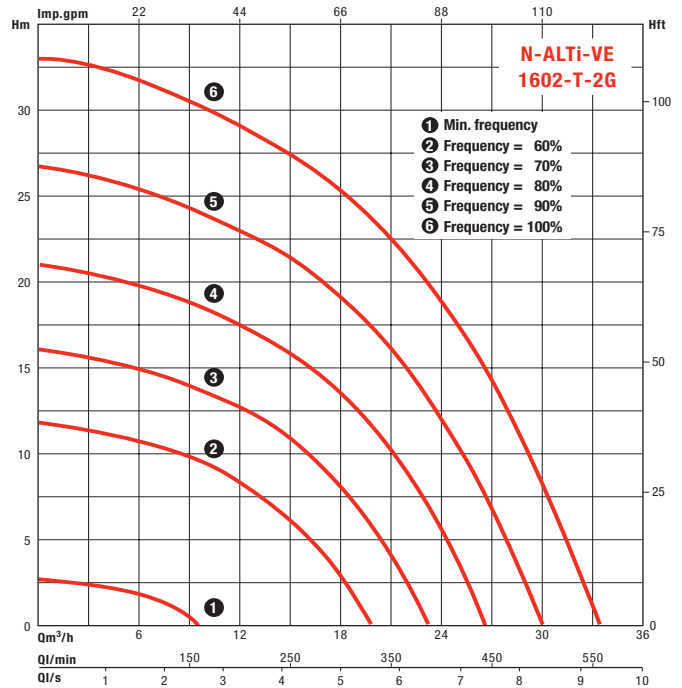
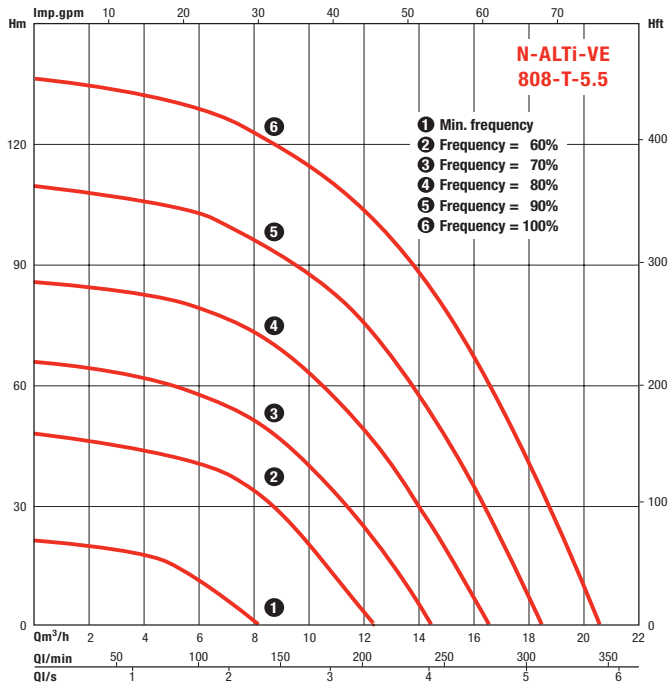


HYDRAULIC PERFORMANCES - N-ALTi-VE SERIES

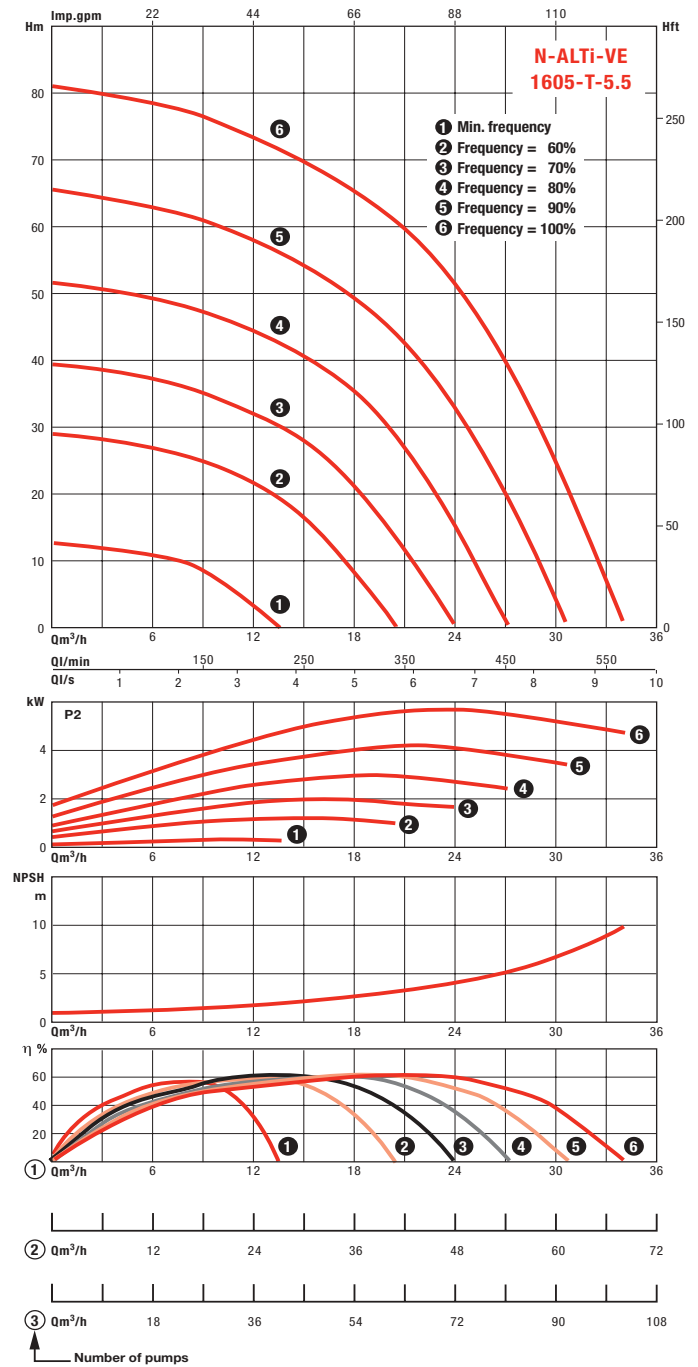
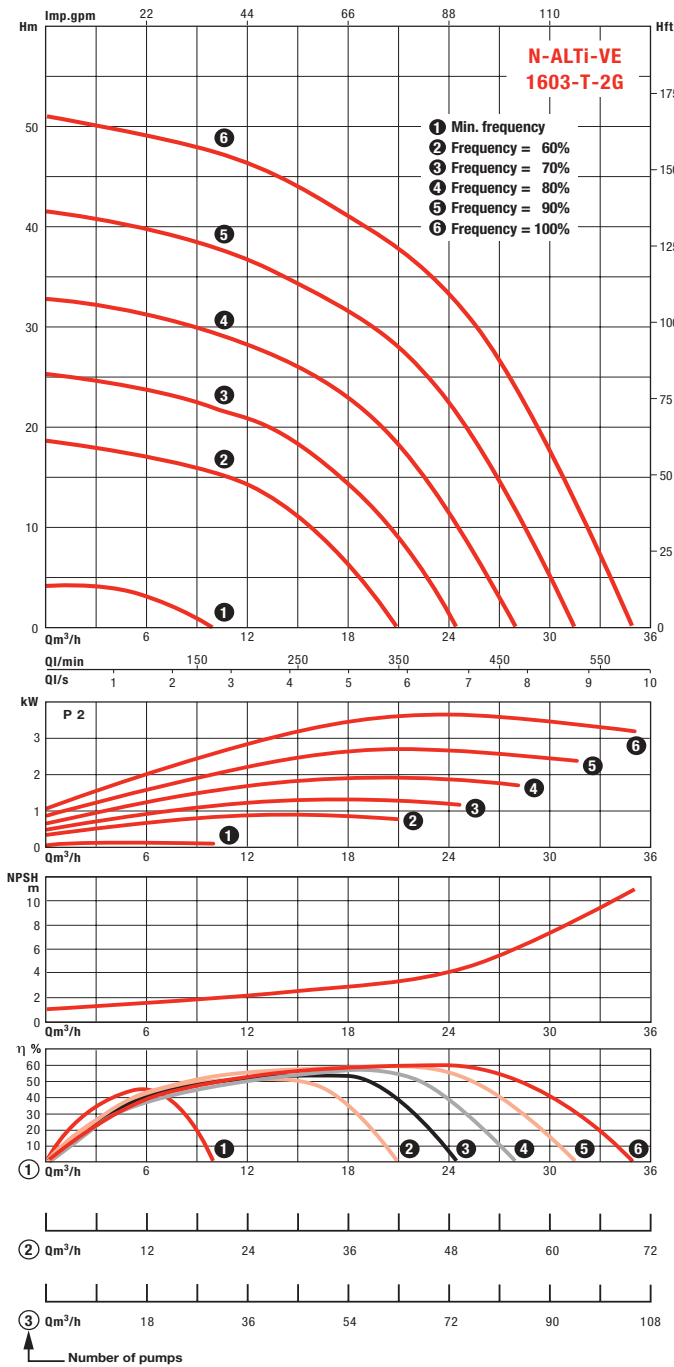


HYDROPLUS-E

HYDRAULIC PERFORMANCES - N-ALTi-VE SERIES

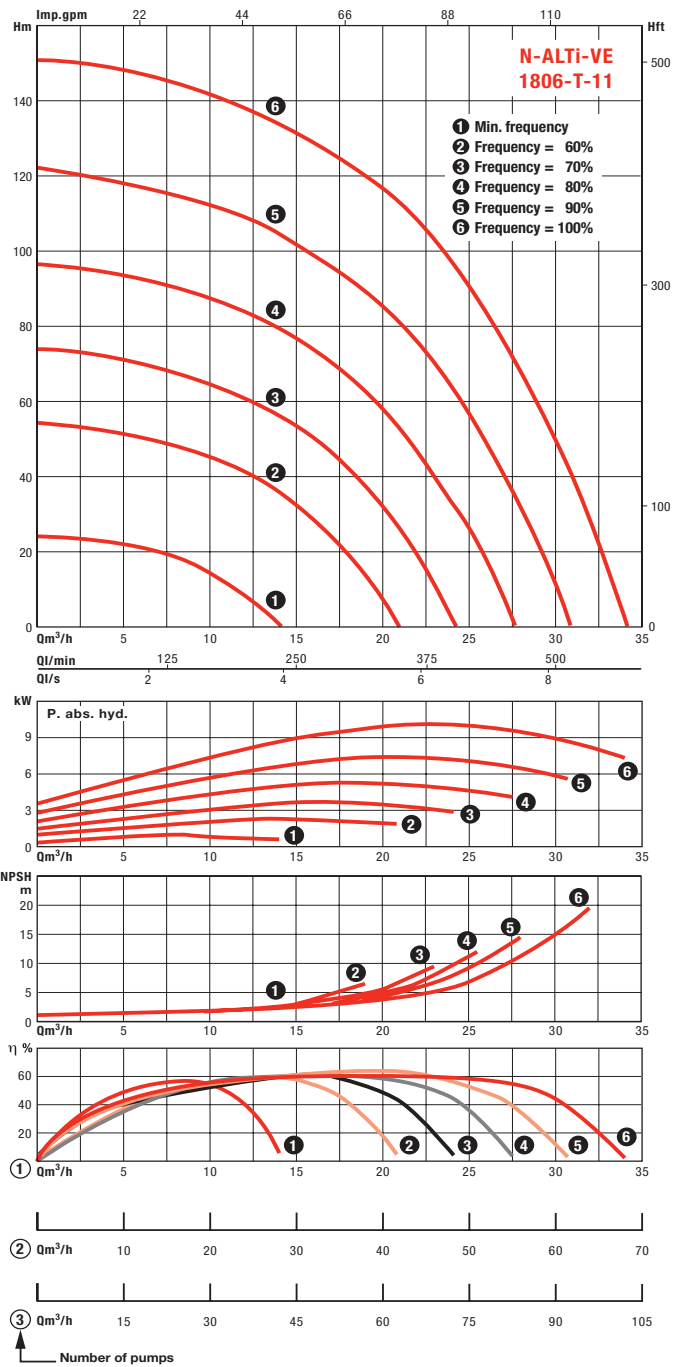
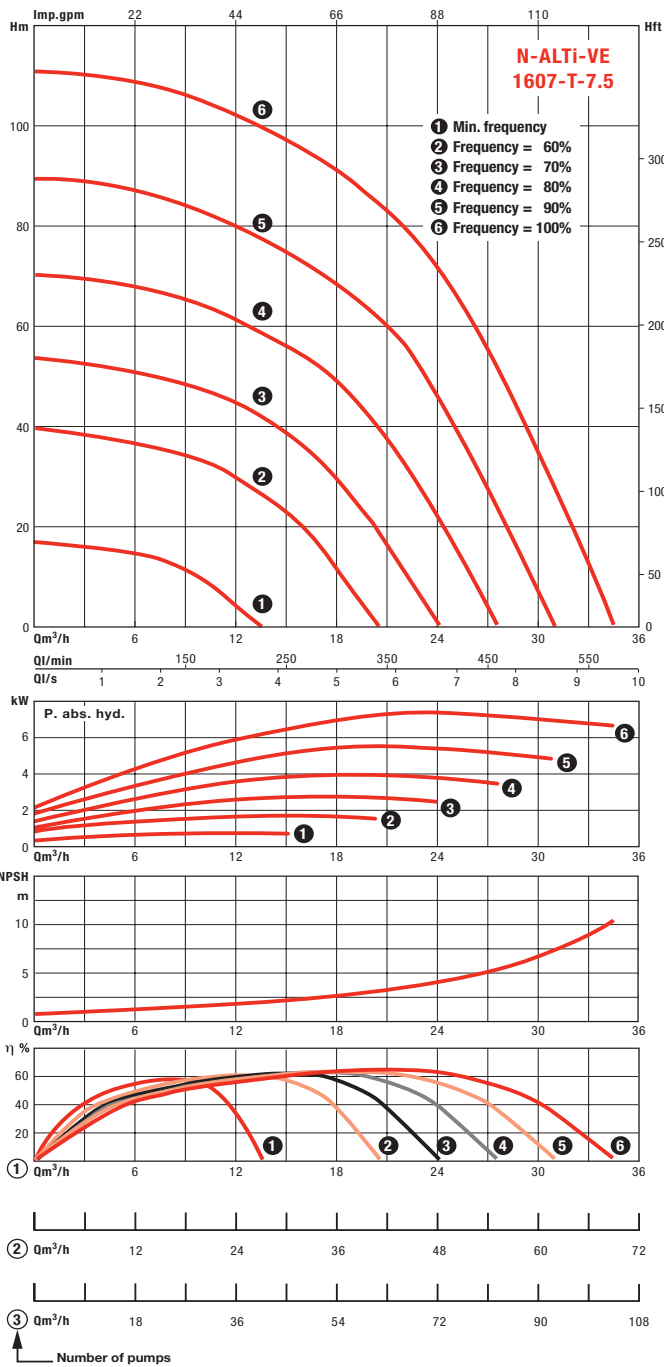


HYDRAULIC PERFORMANCES - N-ALTI-VE SERIES

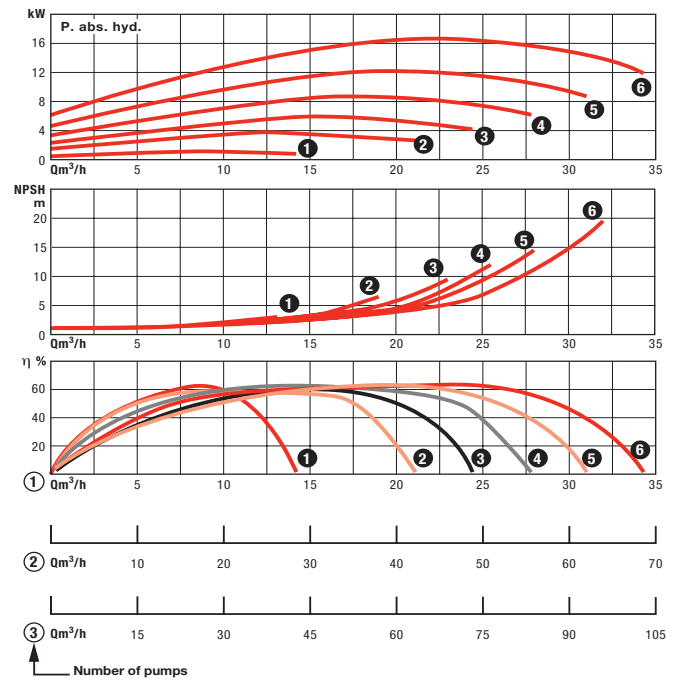
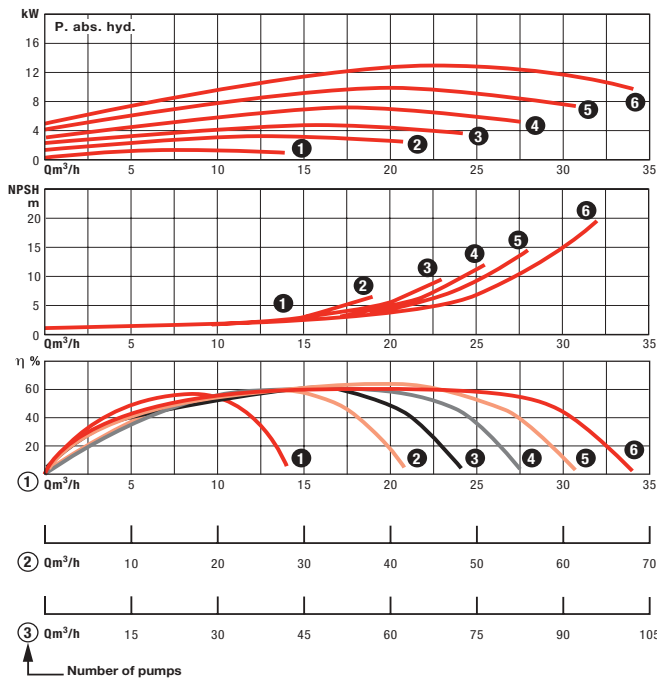
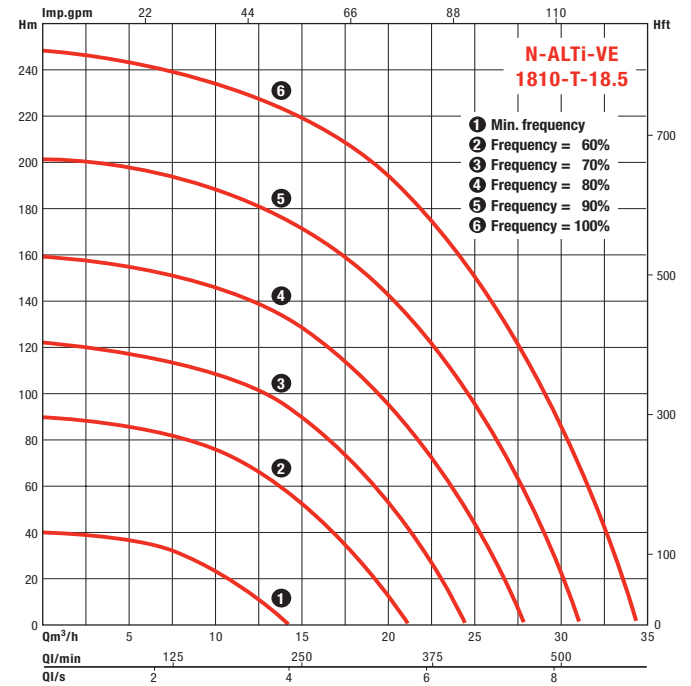
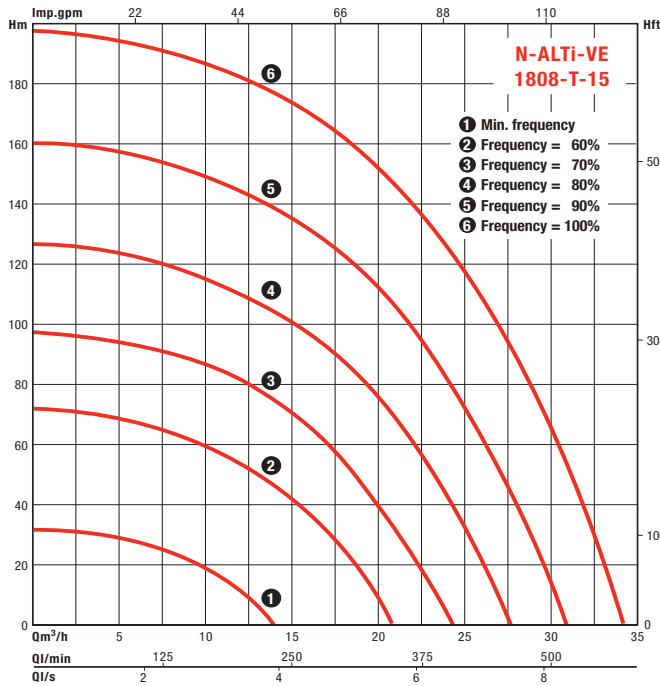


HYDROPLUS-E

HYDRAULIC PERFORMANCES - N-ALTi-VE SERIES

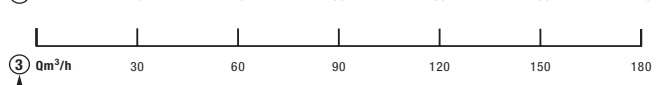
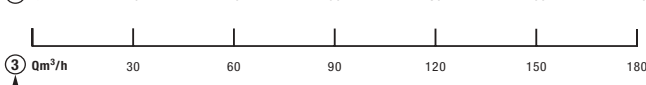
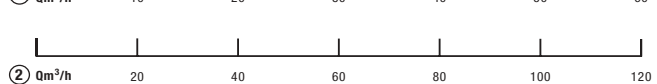
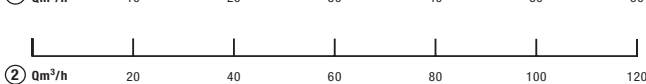
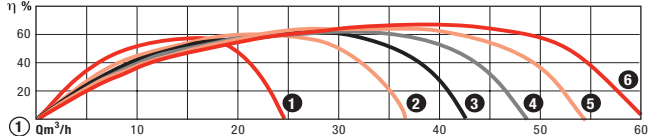
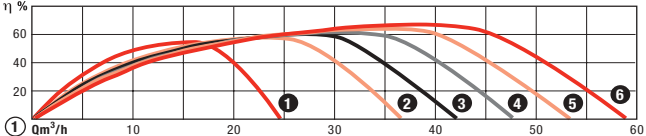
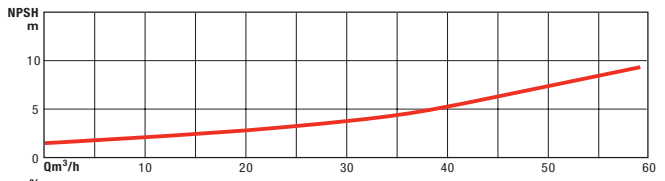
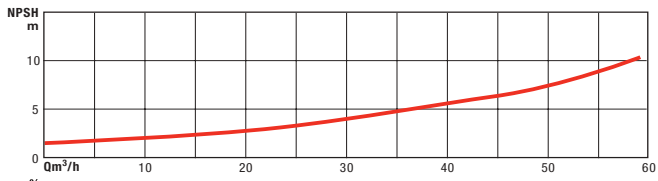
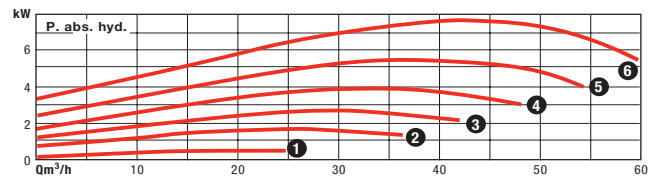
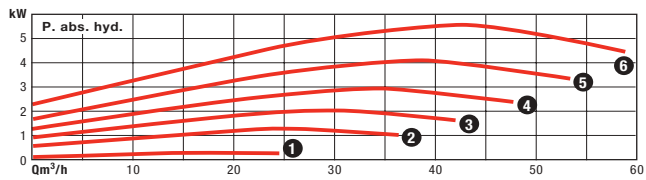
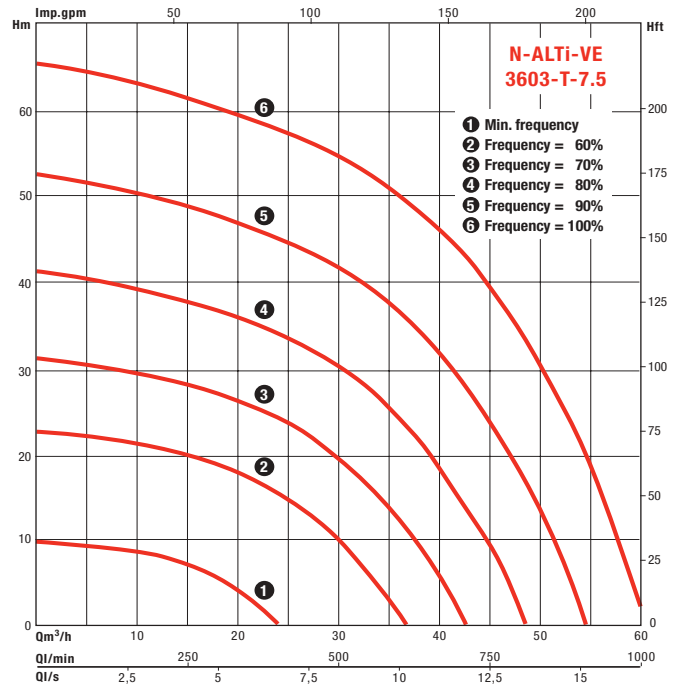
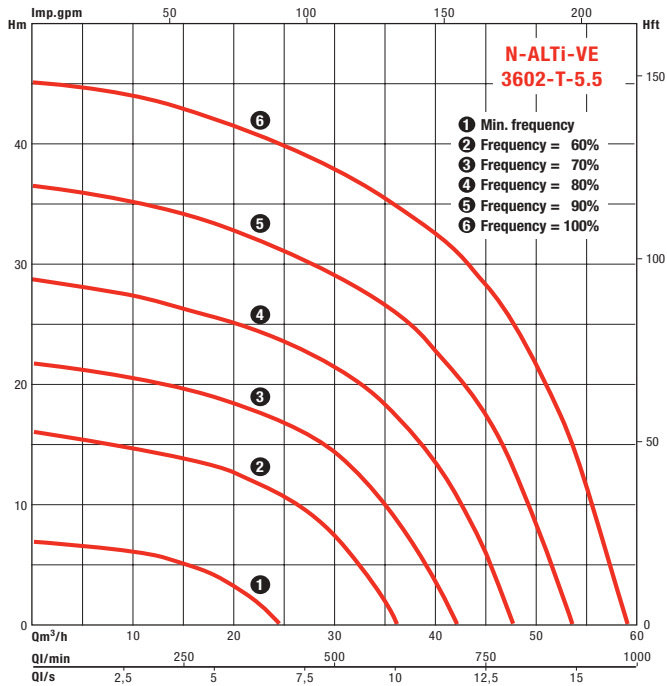


HYDRAULIC PERFORMANCES - N-ALTi-VE SERIES



HYDROPLUS-E

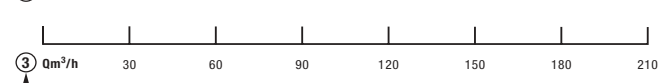
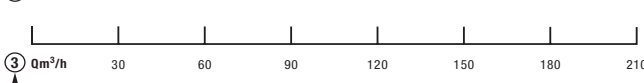
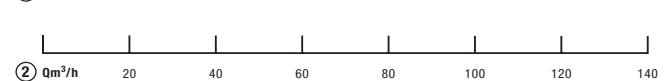
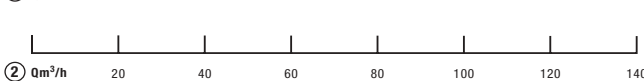
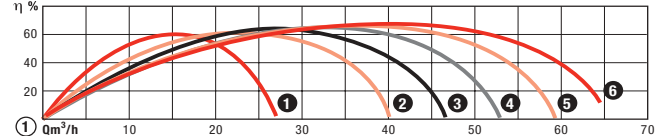
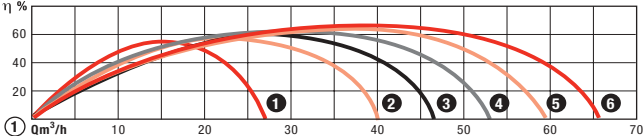
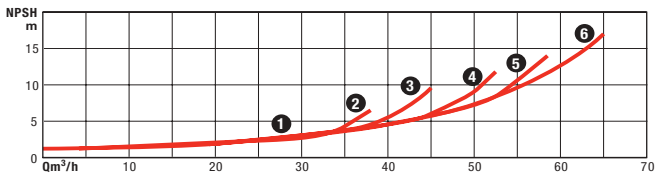
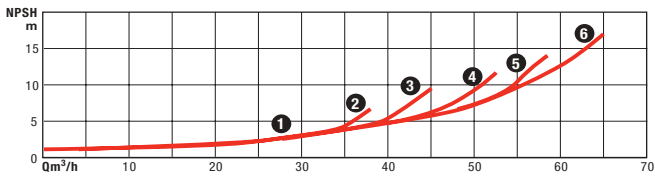
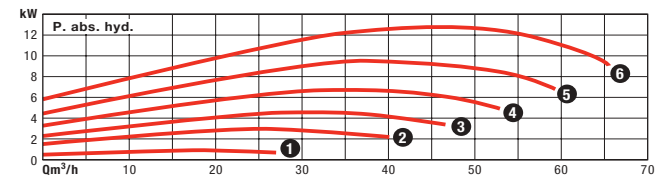
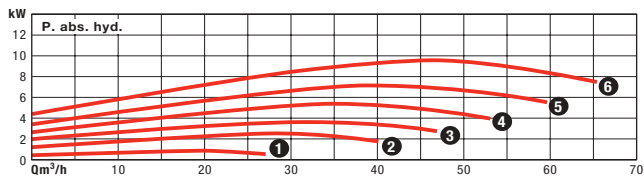
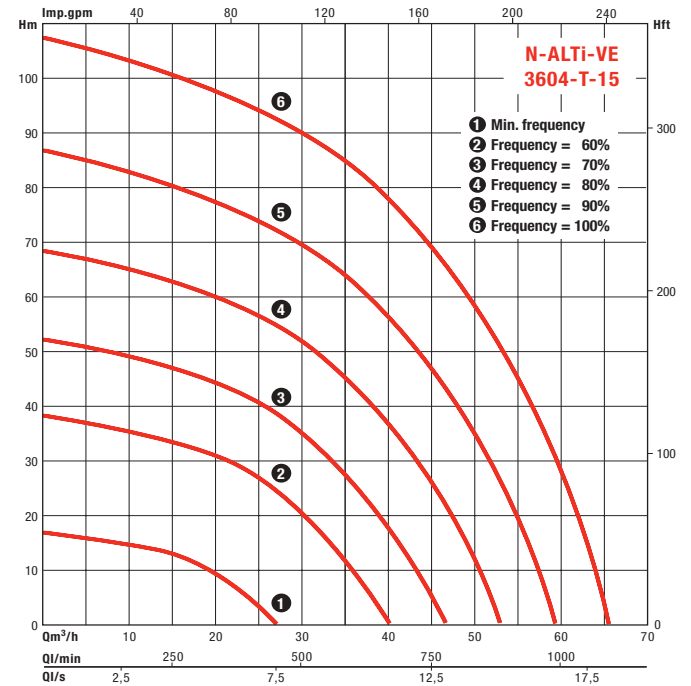
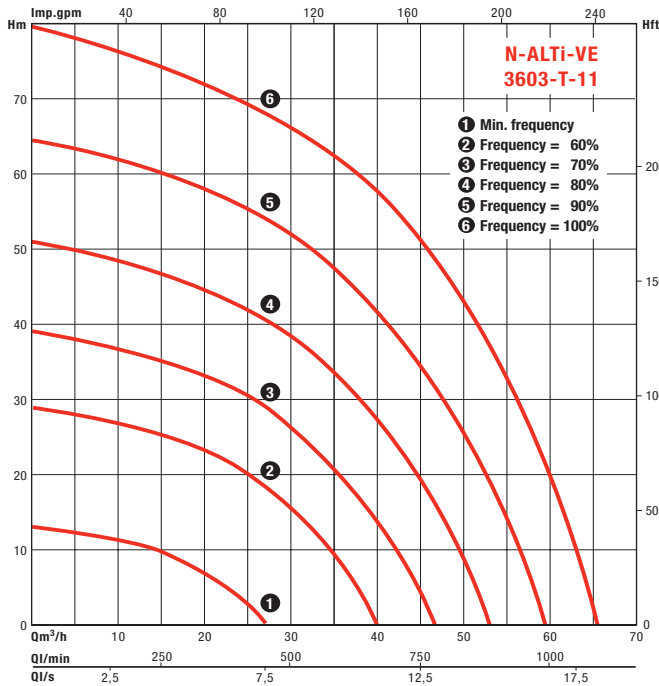
HYDRAULIC PERFORMANCES - N-ALTi-VE SERIES



① Number of pumps

① Number of pumps

HYDRAULIC PERFORMANCES - N-ALTi-VE SERIES

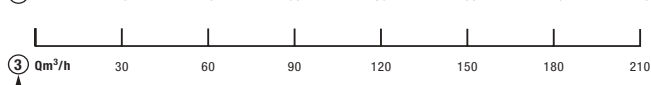
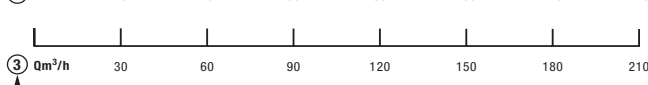
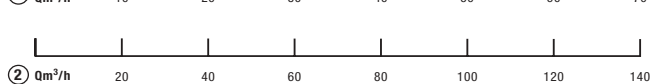
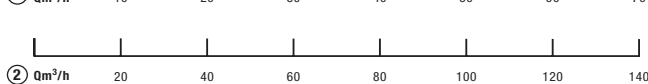
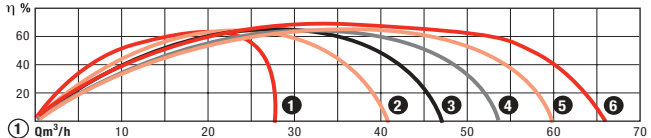
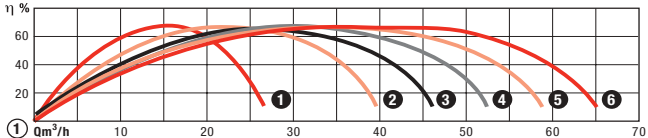
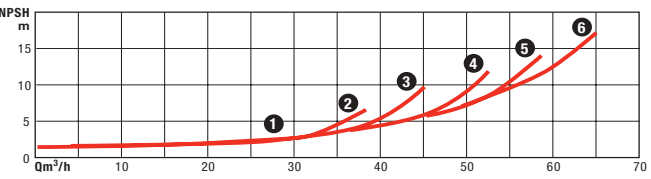
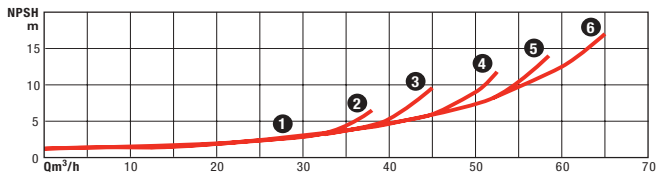
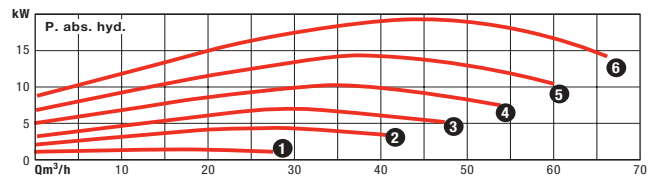
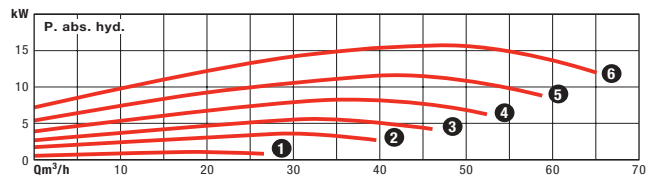
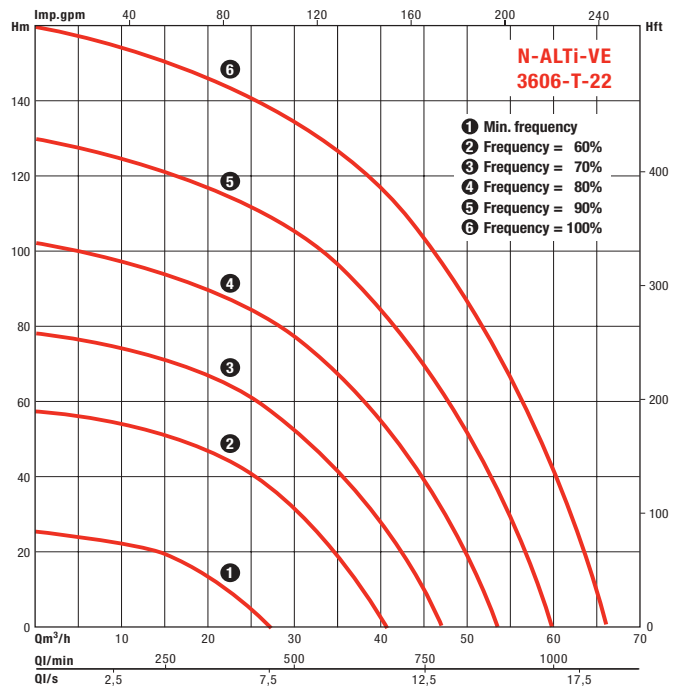
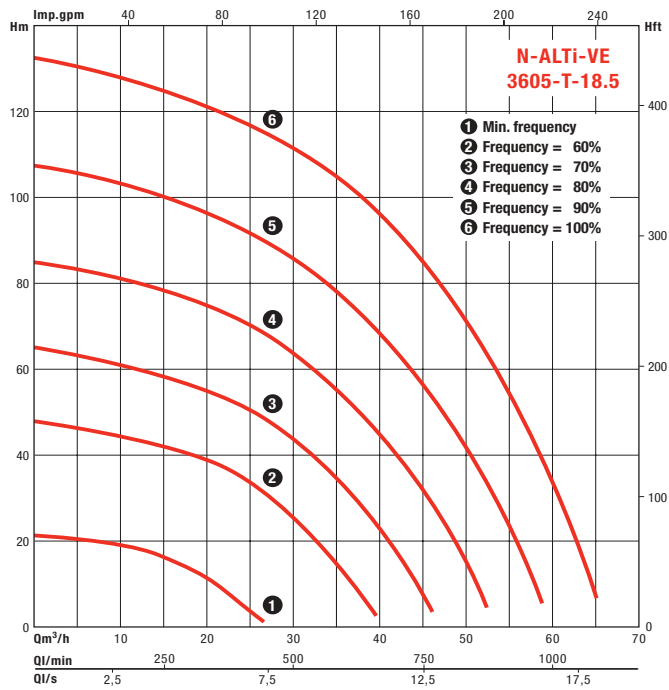


Number of pumps

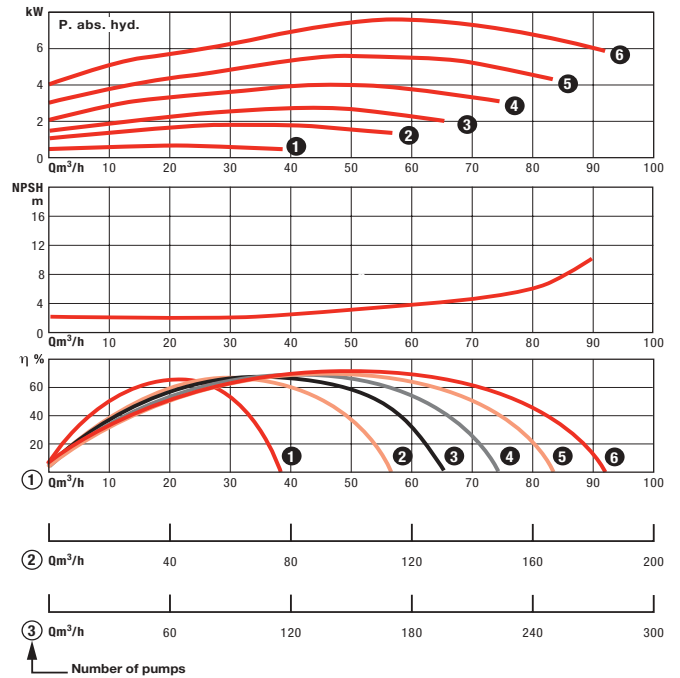
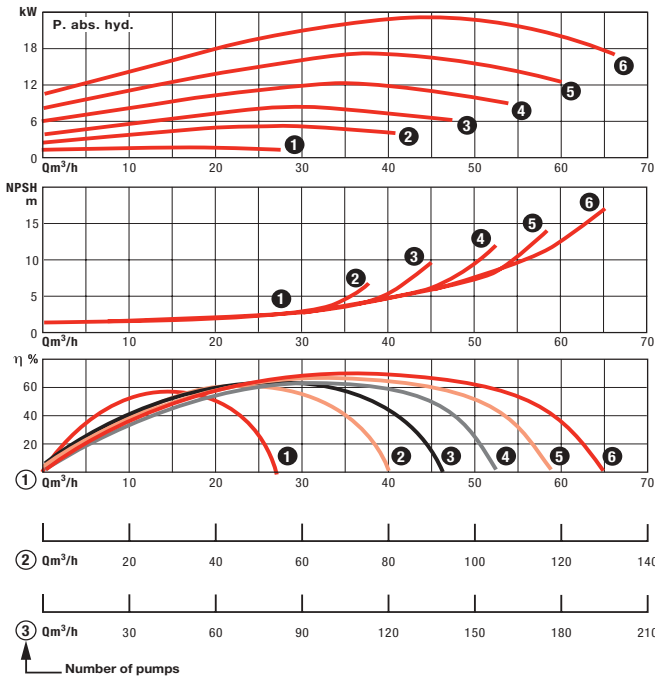
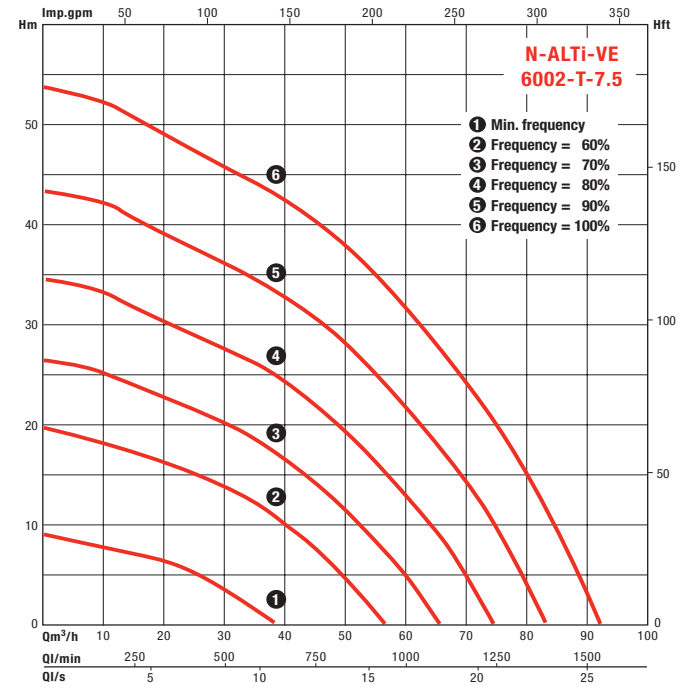
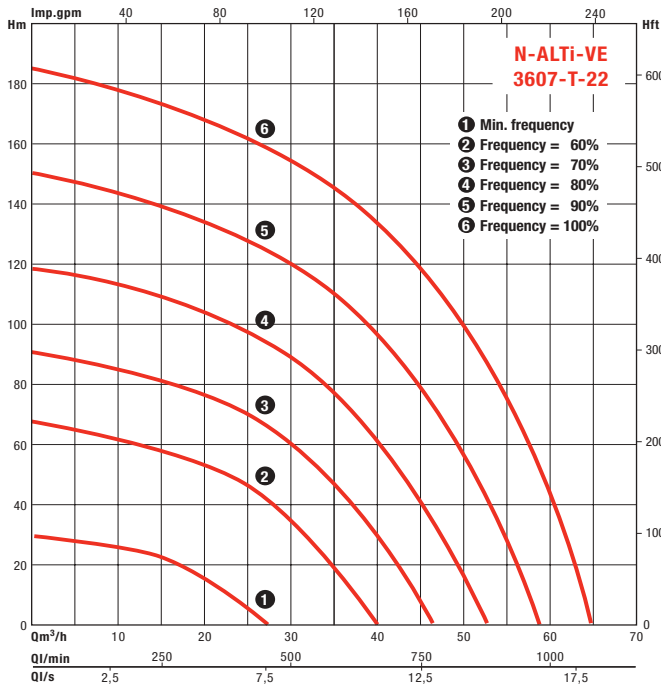
Number of pumps

HYDROPLUS-E

HYDRAULIC PERFORMANCES - N-ALTi-VE SERIES

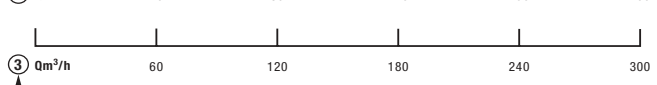
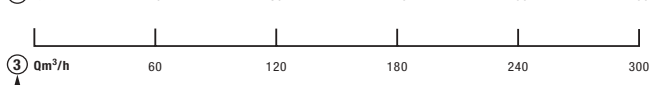


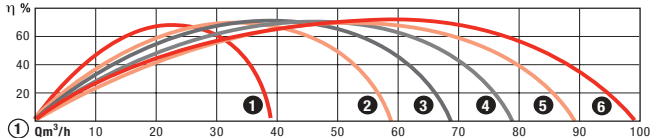
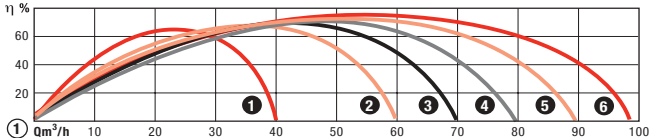
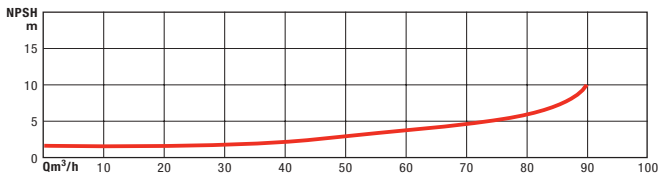
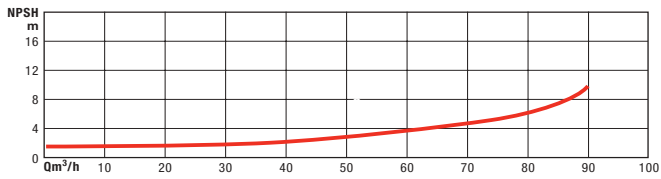
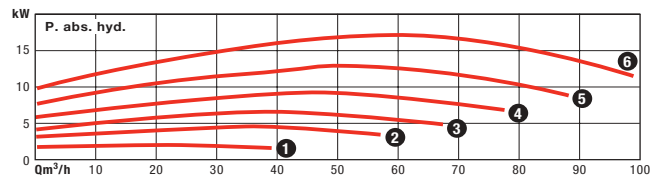
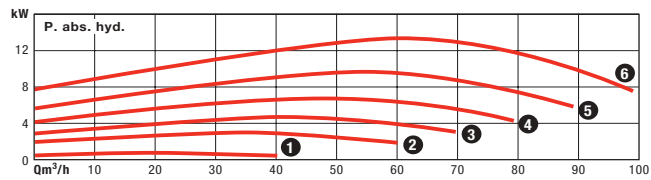
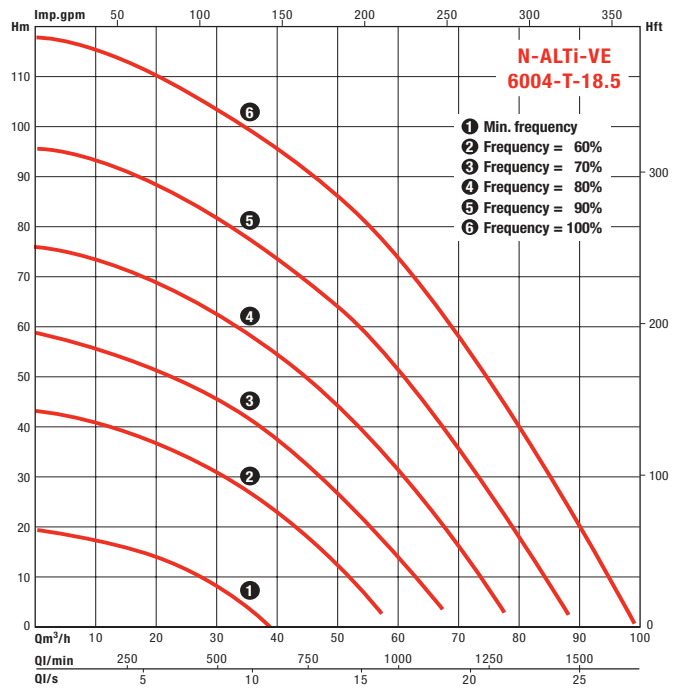
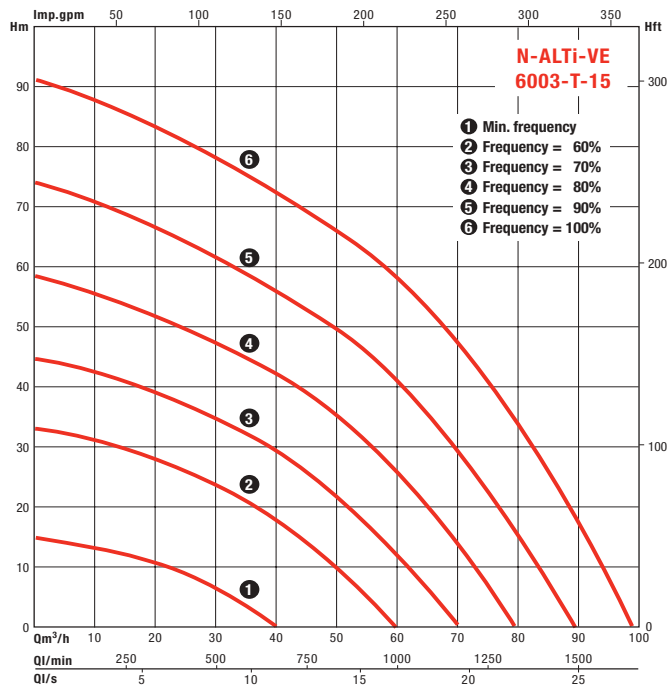


HYDRAULIC PERFORMANCES - N-ALTi-VE SERIES



HYDROPLUS-E

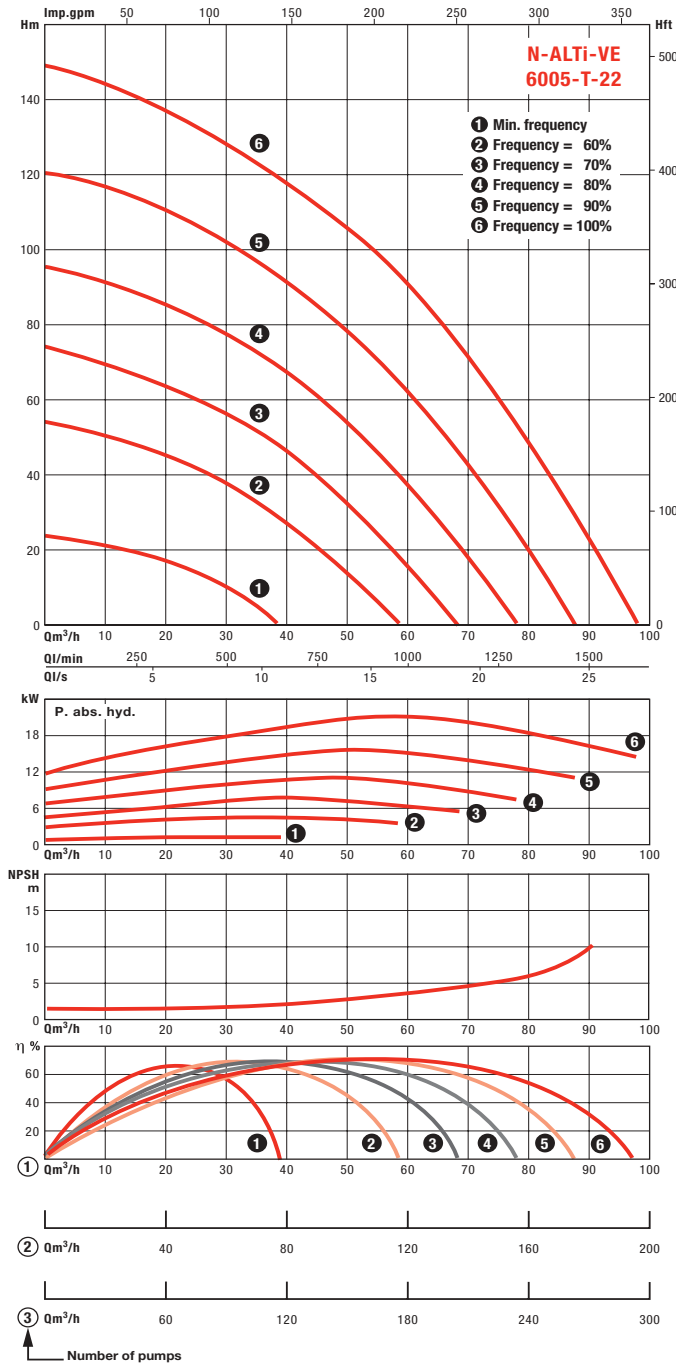
HYDRAULIC PERFORMANCES - N-ALTi-VE SERIES



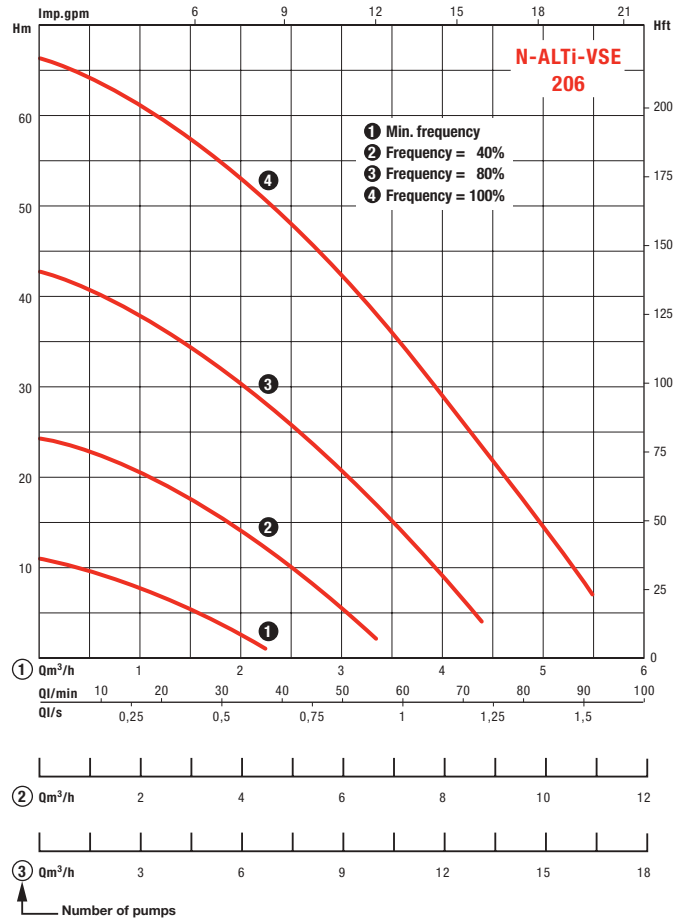
Number of pumps

Number of pumps

HYDRAULIC PERFORMANCES - N-ALTI-VE SERIES



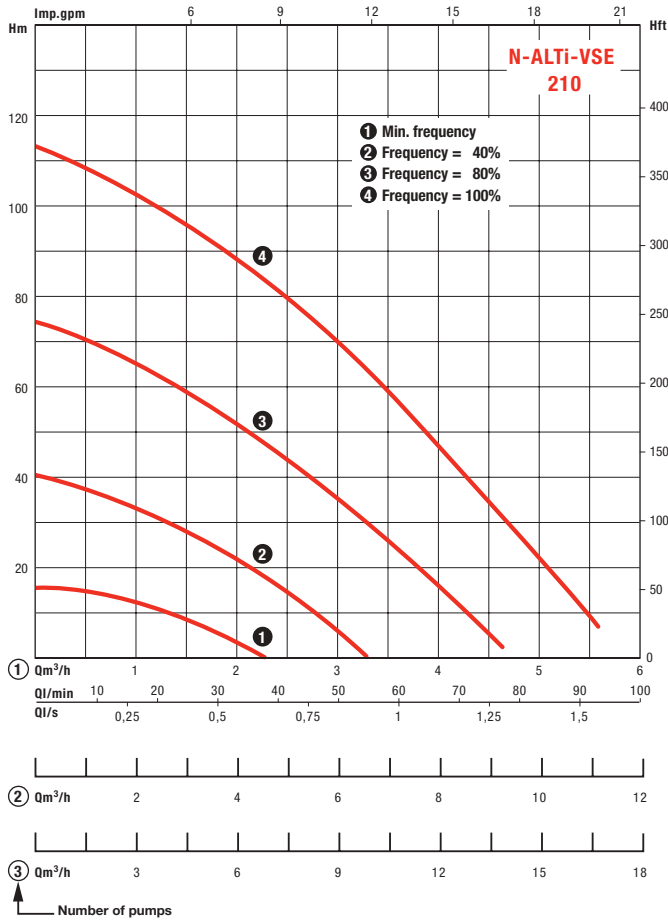
HYDRAULIC PERFORMANCES - N-ALTI-VSE SERIES



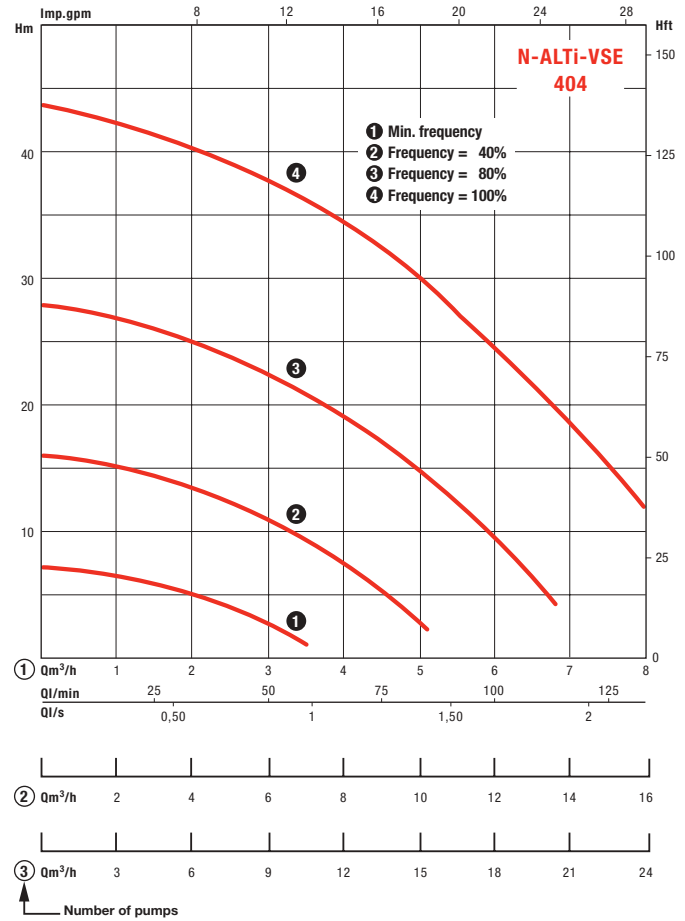
NB: The ALTI-VSE boosters (with wet rotor pumps) cannot be installed at suction.
Minimum head = 1 mCE.

HYDROPLUS-E

HYDRAULIC PERFORMANCES - N-ALTi-VSE SERIES

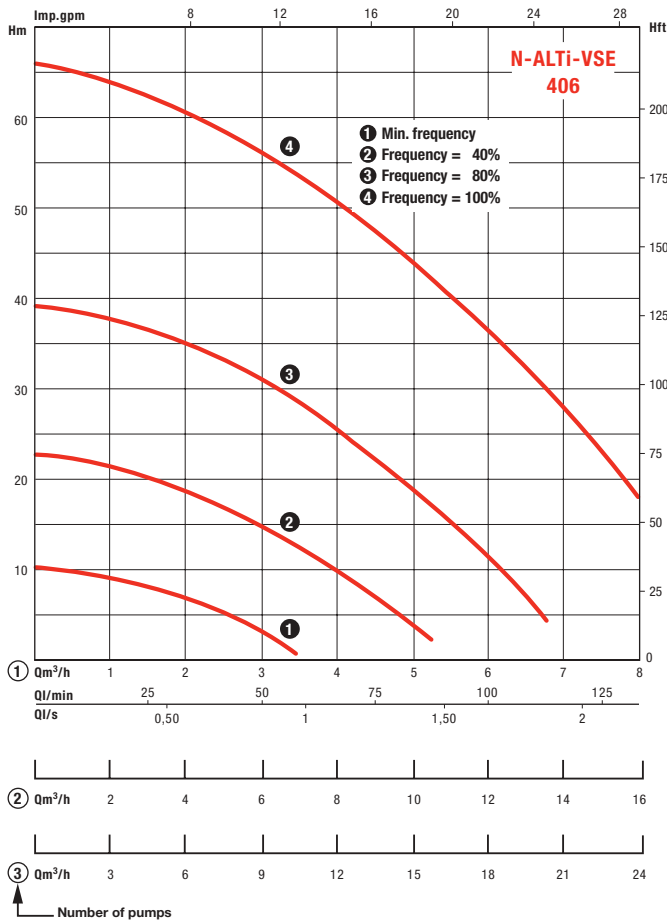


NB: The ALTi-VSE boosters (with wet rotor pumps) cannot be installed at suction.
 Minimum head = 1 mCE.

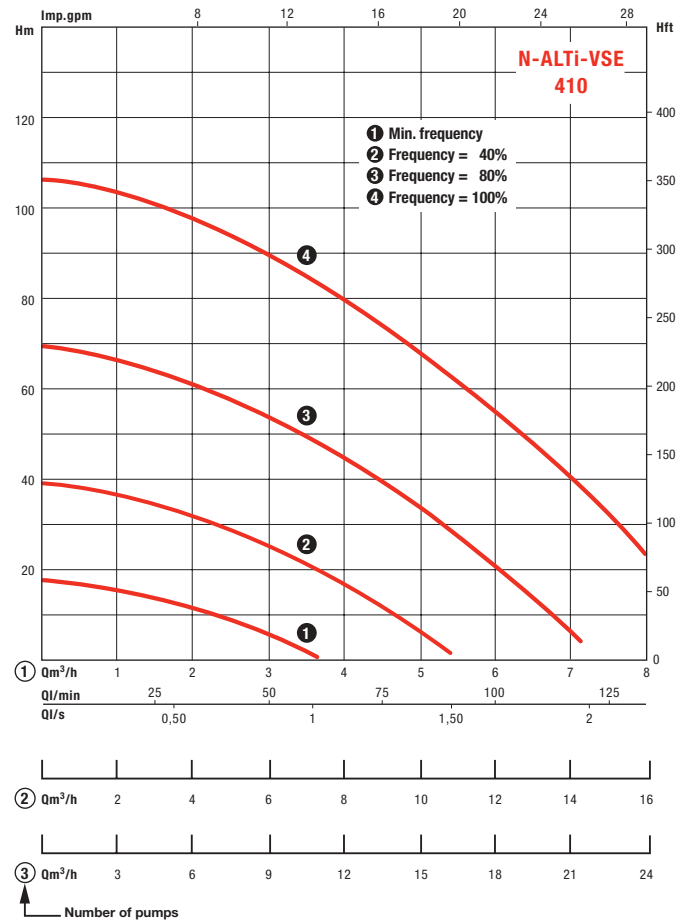


NB: The ALTi-VSE boosters (with wet rotor pumps) cannot be installed at suction.
 Minimum head = 1 mCE.

HYDRAULIC PERFORMANCES - N-ALTi-VSE SERIES



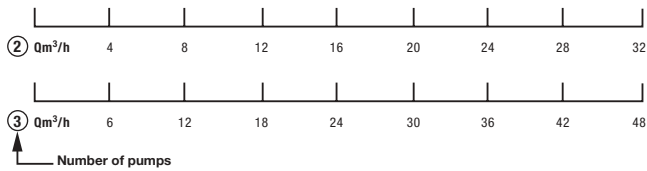
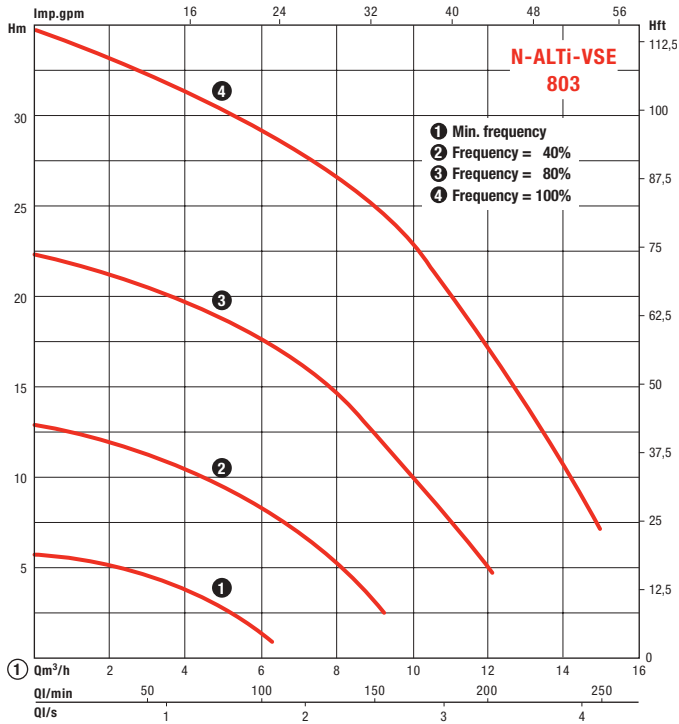
NB: The ALTi-VSE boosters (with wet rotor pumps) cannot be installed at suction.
 Minimum head = 1 mCE.



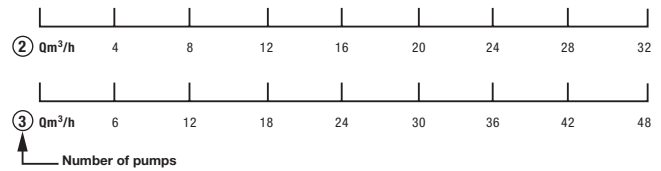
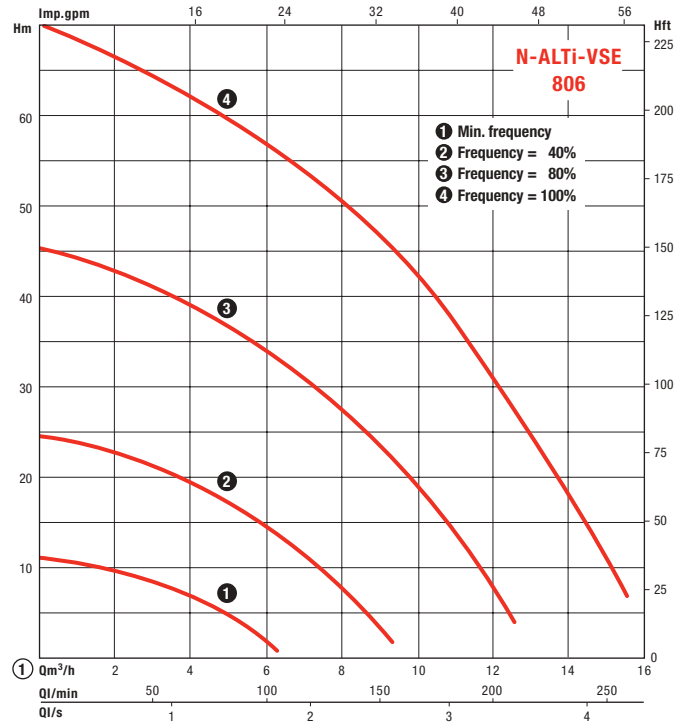
NB: The ALTi-VSE boosters (with wet rotor pumps) cannot be installed at suction.
 Minimum head = 1 mCE.

HYDROPLUS-E

HYDRAULIC PERFORMANCES - N-ALTi-VSE SERIES

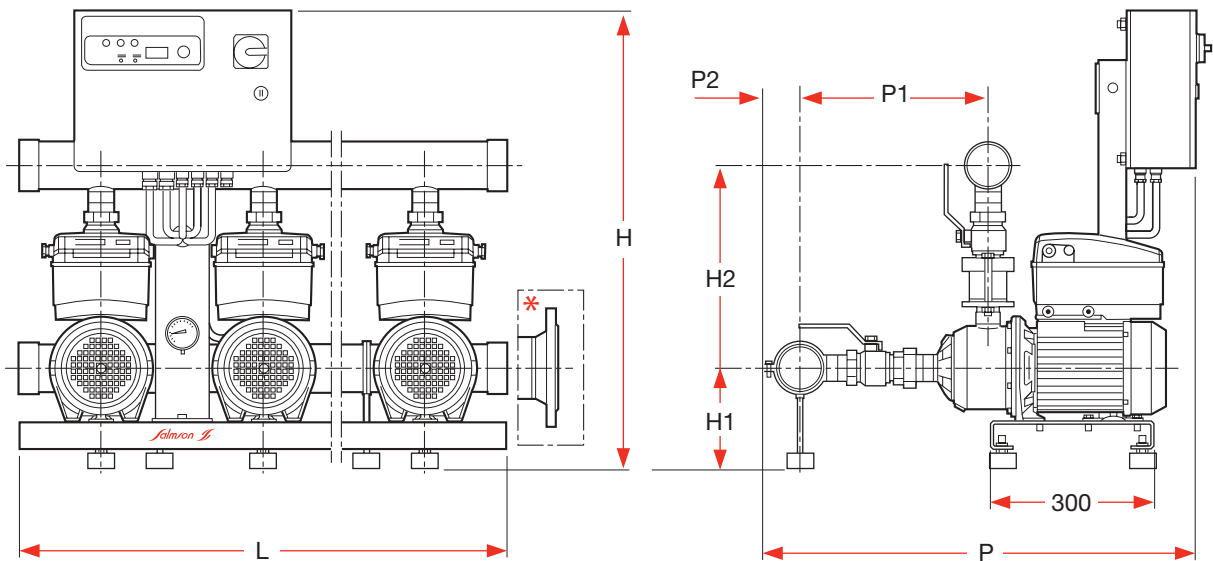


NB: The ALTi-VSE boosters (with wet rotor pumps) cannot be installed at suction.
Minimum head = 1 mCE.



NB: The ALTi-VSE boosters (with wet rotor pumps) cannot be installed at suction.
Minimum head = 1 mCE.

ELECTRICAL DATA AND DIMENSIONS - N-ALTi-HE-2G SERIES

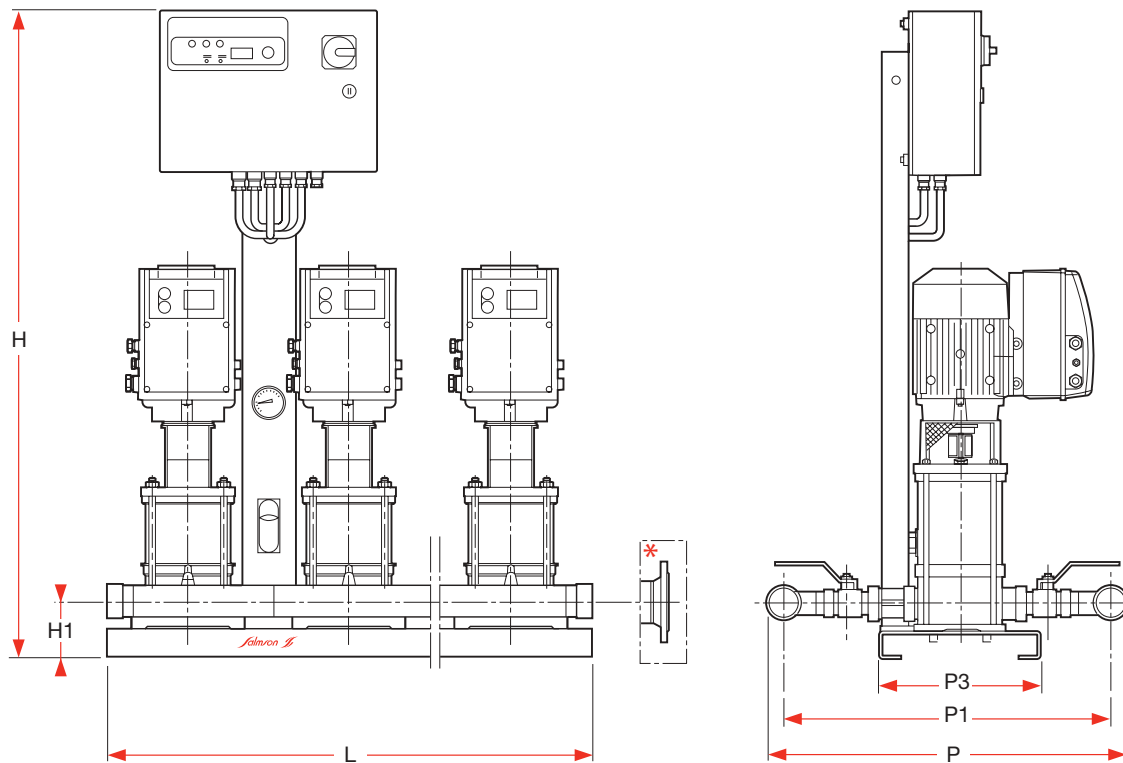


N-ALTi-HE (2, 4, 8, 16)

REFERENCE	Type of pump	Freq.			T			In			P2	Ø	NP	H	L	P	H1	H2	P1	P2
		Hz	V	A	Hz	V	A	Hz	V	A										
N-ALTi-HE-205-2-10-T4-2G	2xMULTI-HE 205-2G	50	3x400	8	60	3x380	6.4	60	3x440	5.8	2x1.1	2"	10	850	600	760	178	344	310	55
N-ALTi-HE-403-2-10-T4-2G	2xMULTI-HE 403-2G	50	3x400	8.2	60	3x380	5.8	60	3x440	5.4	2x1.1	2"	10	850	600	760	178	344	310	55
N-ALTi-HE-406-2-10-T4-2G	2xMULTI-HE 406-2G	50	3x400	13.2	60	3x380	10.6	60	3x440	9.4	2x2.2	2"	10	850	600	760	188	344	358	55
N-ALTi-HE-803-2-10-T4-2G	2xMULTI-HE 803-2G	50	3x400	12	60	3x380	9.2	60	3x440	8.2	2x2.2	3"	10	850	600	820	188	382	352	72
N-ALTi-HE-1602-2-10-T4-2G	2xMULTI-HE 1602-2G	50	3x400	12.4	60	3x380	10.8	60	3x440	9.6	2x2.2	3"	10	850	600	840	188	392	372	72
N-ALTi-HE-205-3-10-T4-2G	3xMULTI-HE 205-2G	50	3x400	12	60	3x380	9.6	60	3x440	8.7	3x1.1	2"	10	850	900	760	178	344	310	55
N-ALTi-HE-403-3-10-T4-2G	3xMULTI-HE 403-2G	50	3x400	12.3	60	3x380	8.7	60	3x440	8.1	3x1.1	2"	10	850	900	760	178	344	310	55
N-ALTi-HE-406-3-10-T4-2G	3xMULTI-HE 406-2G	50	3x400	19.8	60	3x380	15.9	60	3x440	14.1	3x2.2	2"	10	850	900	760	188	344	358	55
N-ALTi-HE-803-3-10-T4-2G	3xMULTI-HE 803-2G	50	3x400	18	60	3x380	13.8	60	3x440	12.3	3x2.2	3"	10	850	900	820	188	382	352	72
N-ALTi-HE-1602-3-10-T4-2G	3xMULTI-HE 1602-2G	50	3x400	18.6	60	3x380	16.2	60	3x440	14.4	3x2.2	ND100	10	850	900	892	188	392	372	100

HYDROPLUS-E

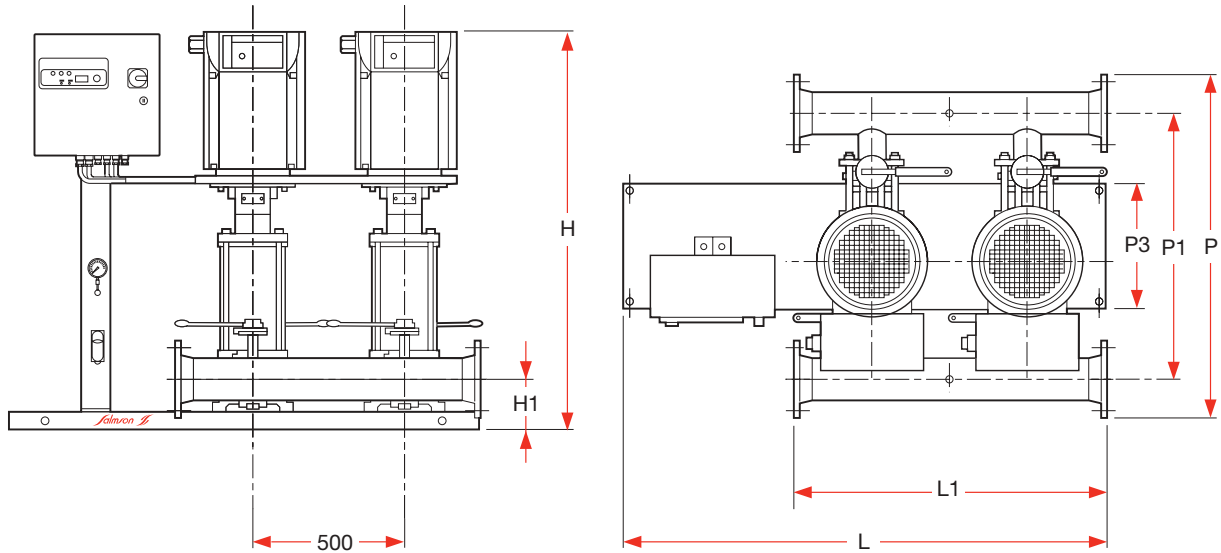
ELECTRICAL DATA AND DIMENSIONS - N-ALTi-VE SERIES



N-ALTi-VE (2, 4, 8, 16)

REFERENCE	Type of pump	Freq. T In			Freq. T IN			Freq. T In			P2 kW	Ø Coll.	NP bar	H mm	L mm	P mm	H1 mm	P1 mm	P3 mm
		Hz	V	A	Hz	V	A	Hz	V	A									
N-ALTi-VE-204-2-16-T4-2G	2x MULTI-VE 204-2G	50	3x400	8.4	60	3x380	5.6	60	3x440	5.8	2x1.1	2"	16	1195	600	610	100	550	300
N-ALTi-VE-208-2-16-T4-2G	2x MULTI-VE 208-2G	50	3x400	12.2	60	3x380	9.8	60	3x440	8.8	2x2.2	2"	16	1195	600	610	100	550	300
N-ALTi-VE-403-2-16-T4-2G	2x MULTI-VE 403-2G	50	3x400	8.8	60	3x380	5.8	60	3x440	6	2x1.1	2"	16	1195	600	610	100	550	300
N-ALTi-VE-406-2-16-T4-2G	2x MULTI-VE 406-2G	50	3x400	12.2	60	3x380	10.4	60	3x440	9.4	2x2.2	2"	16	1195	600	610	100	550	300
N-ALTi-VE-803-2-16-T4-2G	2x MULTI-VE 803-2G	50	3x400	11.8	60	3x380	9.6	60	3x440	8.4	2x2.2	3"	16	1195	600	730	130	641	450
N-ALTi-VE-806-2-16-T4-2G	2x MULTI-VE 806-2G	50	3x400	20.4	60	3x380	15.6	60	3x440	15.2	2x4	3"	16	1195	600	730	130	641	450
N-ALTi-VE-808-2-16-T4	2x MULTI-VE 808	50	3x400	21.6	60	3x380	23.2	60	3x440	20.2	2x5.5	3"	16	1420	600	730	130	641	450
N-ALTi-VE-1602-2-16-T4-2G	2x MULTI-VE 1602-2G	50	3x400	12.4	60	3x380	11	60	3x440	9.8	2x2.2	3"	16	1195	600	745	140	656	450
N-ALTi-VE-1603-2-16-T4-2G	2x MULTI-VE 1603-2G	50	3x400	19	60	3x380	16.6	60	3x440	15.2	2x4	3"	16	1195	600	745	140	656	450
N-ALTi-VE-1605-2-16-T4	2x MULTI-VE 1605	50	3x400	21.6	60	3x380	23.2	60	3x440	20.2	2x5.5	3"	16	1365	600	745	140	656	450
N-ALTi-VE-1607-2-16-T4	2x MULTI-VE 1607	50	3x400	29.6	60	3x380	31	60	3x440	27.4	2x7.5	3"	16	1420	600	745	140	656	450
N-ALTi-VE-204-3-16-T4-2G	3x MULTI-VE 204-2G	50	3x400	12.6	60	3x380	8.4	60	3x440	8.7	3x1.1	2"	16	1195	900	610	100	550	300
N-ALTi-VE-208-3-16-T4-2G	3x MULTI-VE 208-2G	50	3x400	18.3	60	3x380	14.7	60	3x440	13.2	3x2.2	2"	16	1195	900	610	100	550	300
N-ALTi-VE-403-3-16-T4-2G	3x MULTI-VE 403-2G	50	3x400	13.2	60	3x380	8.7	60	3x440	9	3x1.1	2"	16	1195	900	610	100	550	300
N-ALTi-VE-406-3-16-T4-2G	3x MULTI-VE 406-2G	50	3x400	18.3	60	3x380	15.6	60	3x440	14.1	3x2.2	2"	16	1195	900	610	100	550	300
N-ALTi-VE-803-3-16-T4-2G	3x MULTI-VE 803-2G	50	3x400	17.7	60	3x380	14.4	60	3x440	12.6	3x2.2	3"	16	1195	900	730	130	641	450
N-ALTi-VE-806-3-16-T4-2G	3x MULTI-VE 806-2G	50	3x400	30.6	60	3x380	23.4	60	3x440	22.8	3x4	3"	16	1195	900	730	130	641	450
N-ALTi-VE-808-3-16-T4	3x MULTI-VE 808	50	3x400	32.4	60	3x380	34.8	60	3x440	30.3	3x5.5	3"	16	1420	900	730	130	641	450
N-ALTi-VE-1602-3-16-T4-2G	3x MULTI-VE 1602-2G	50	3x400	18.6	60	3x380	16.5	60	3x440	14.7	3x2.2	ND100*	16	1195	900	886	140	686	450
N-ALTi-VE-1603-3-16-T4-2G	3x MULTI-VE 1603-2G	50	3x400	28.5	60	3x380	24.9	60	3x440	22.8	3x4	ND100*	16	1195	900	886	140	686	450
N-ALTi-VE-1605-3-16-T4	3x MULTI-VE 1605	50	3x400	32.4	60	3x380	34.8	60	3x440	30.3	3x5.5	ND100*	16	1395	900	886	140	686	450
N-ALTi-VE-1607-3-16-T4	3x MULTI-VE 1607	50	3x400	40.4	60	3x380	46.5	60	3x440	41.1	3x7.5	ND100*	16	1520	900	886	140	686	450

ELECTRICAL DATA AND DIMENSIONS - N-ALTi-VE SERIES



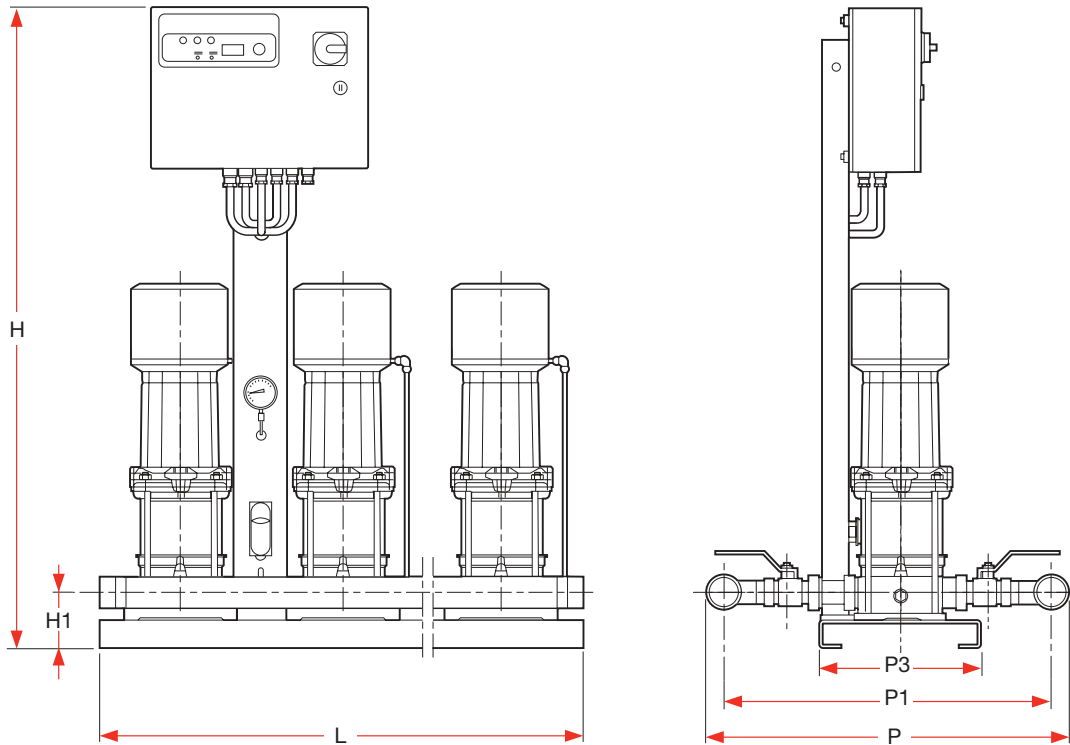
N-ALTi-VE (18, 36, 60)

REFERENCE	Type of pump	Freq. T In			Freq. T IN			Freq. T In			P2 kW	Ø Coll.	NP bar	H mm	L mm	P mm	H1 mm	L1 mm	P1 mm	P3 mm
		Hz	V	A	Hz	V	A	Hz	V	A										
N-ALTi-VE-1806-2-16-T4	2 x MULTI-VE 1806	50	3x400	38.6	60	3x380	40	60	3x440	35	2x11	ND100	16	1223	1700	1010	160	1000	790	500
N-ALTi-VE-1806-2-25-T4	2 x MULTI-VE 1806	50	3x400	38.6	60	3x380	40	60	3x440	35	2x11	ND100	25	1223	1700	1110	160	1000	890	500
N-ALTi-VE-1808-2-25-T4	2 x MULTI-VE 1808	50	3x400	55.6	60	3x380	52.2	60	3x440	45	2x15	ND100	25	1223	1700	1110	160	1000	890	500
N-ALTi-VE-1810-2-25-T4	2 x MULTI-VE 1810	50	3x400	63.8	60	3x380	66.8	60	3x440	57.8	2x18.5	ND100	25	1270	1700	1110	160	1000	890	500
N-ALTi-VE-3602-2-16-T4	2 x MULTI-VE 3602	50	3x400	21.6	60	3x380	23.2	60	3x440	20.2	2x5.5	ND150	16	1223	1700	1250	175	1000	990	500
N-ALTi-VE-3603-7.5-2-16-T4	2 x MULTI-VE 3603	50	3x400	29.6	60	3x380	31	60	3x440	27.4	2x7.5	ND150	16	1223	1700	1250	175	1000	990	500
* N-ALTi-VE-3603-11-2-16-T4	2 x MULTI-VE 3603	50	3x400	37.2	60	3x380	38.8	60	3x440	33.4	2x11	ND150	16	1223	1700	1250	175	1000	990	500
N-ALTi-VE-3604-2-16-T4	2 x MULTI-VE 3604	50	3x400	48.8	60	3x380	51.6	60	3x440	44.6	2x15	ND150	16	1223	1700	1250	175	1000	990	500
N-ALTi-VE-3605-2-16-T4	2 x MULTI-VE 3605	50	3x400	60.6	60	3x380	63.6	60	3x440	59.2	2x18.5	ND150	16	1223	1700	1250	175	1000	990	500
N-ALTi-VE-3606-2-25-T4	2 x MULTI-VE 3606	50	3x400	71.8	60	3x380	75	60	3x440	65.2	2x22	ND150	25	1264	1700	1250	190	1000	1010	500
N-ALTi-VE-3607-2-25-T4	2 x MULTI-VE 3607	50	3x400	81.6	60	3x380	85.8	60	3x440	76	2x22	ND150	25	1407	1700	1250	190	1000	1010	500
N-ALTi-VE-6002-2-16-T4	2 x MULTI-VE 6002	50	3x400	29.6	60	3x380	31	60	3x440	27.4	2x7.5	ND150	16	1223	1700	1170	175	1000	900	500
N-ALTi-VE-6003-2-16-T4	2 x MULTI-VE 6003	50	3x400	50	60	3x380	52.8	60	3x440	45.4	2x15	ND150	16	1223	1700	1170	175	1000	900	500
N-ALTi-VE-6004-2-16-T4	2 x MULTI-VE 6004	50	3x400	65.4	60	3x380	68.2	60	3x440	58.6	2x18.5	ND150	16	1223	1700	1170	175	1000	900	500
N-ALTi-VE-6005-2-16-T4	2 x MULTI-VE 6005	50	3x400	77.8	60	3x380	82.8	60	3x440	71	2x22	ND150	16	1342	1700	1170	175	1000	900	500
N-ALTi-VE-6005-2-25-T4	2 x MULTI-VE 6005	50	3x400	77.8	60	3x380	82.8	60	3x440	71	2x22	ND150	25	1342	1700	1170	155	1000	900	500
N-ALTi-VE-1806-3-16-T4	3 x MULTI-VE 1806	50	3x400	57.9	60	3x380	60	60	3x440	52.5	3x11	ND100	16	1650	2200	1060	160	1500	840	500
N-ALTi-VE-1806-3-25-T4	3 x MULTI-VE 1806	50	3x400	57.9	60	3x380	60	60	3x440	52.5	3x11	ND100	25	1650	2200	1160	160	1500	940	500
N-ALTi-VE-1808-3-25-T4	3 x MULTI-VE 1808	50	3x400	83.4	60	3x380	78.3	60	3x440	67.5	3x15	ND100	25	1650	2200	1160	160	1500	940	500
N-ALTi-VE-1810-3-25-T4	3 x MULTI-VE 1810	50	3x400	95.7	60	3x380	100.2	60	3x440	86.7	3x18.5	ND100	25	1650	2200	1160	160	1500	940	500
N-ALTi-VE-3602-3-16-T4	3 x MULTI-VE 3602	50	3x400	32.4	60	3x380	34.8	60	3x440	30.3	3x5.5	ND150	16	1650	2200	1260	175	1500	990	500
N-ALTi-VE-3603-7.5-3-16-T4	3 x MULTI-VE 3603	50	3x400	44.4	60	3x380	46.5	60	3x440	41.1	3x7.5	ND150	16	1650	2200	1260	175	1500	990	500
* N-ALTi-VE-3603-11-3-16-T4	3 x MULTI-VE 3603	50	3x400	55.8	60	3x380	58.2	60	3x440	50.1	3x11	ND150	16	1650	2200	1260	175	1500	990	500
N-ALTi-VE-3604-3-16-T4	3 x MULTI-VE 3604	50	3x400	73.2	60	3x380	77.4	60	3x440	66.9	3x15	ND150	16	1650	2200	1260	175	1500	990	500
N-ALTi-VE-3605-3-16-T4	3 x MULTI-VE 3605	50	3x400	90.9	60	3x380	95.4	60	3x440	88.8	3x18.5	ND150	16	1650	2200	1260	175	1500	990	500
N-ALTi-VE-3606-3-25-T4	3 x MULTI-VE 3606	50	3x400	107.7	60	3x380	112.5	60	3x440	97.8	3x22	ND150	25	1650	2200	1280	190	1500	1010	500
N-ALTi-VE-3607-3-25-T4	3 x MULTI-VE 3607	50	3x400	122.4	60	3x380	128.7	60	3x440	114	3x22	ND150	25	1650	2200	1280	190	1500	1010	500
N-ALTi-VE-6002-3-16-T4	3 x MULTI-VE 6002	50	3x400	44.4	60	3x380	46.5	60	3x440	41.1	3x7.5	ND150	16	1650	2200	1170	175	1500	900	500
N-ALTi-VE-6003-3-16-T4	3 x MULTI-VE 6003	50	3x400	75	60	3x380	79.2	60	3x440	68.1	3x15	ND150	16	1650	2200	1170	175	1500	900	500
N-ALTi-VE-6004-3-16-T4	3 x MULTI-VE 6004	50	3x400	98.1	60	3x380	102.3	60	3x440	87.9	3x18.5	ND150	16	1650	2200	1170	175	1500	900	500
N-ALTi-VE-6005-3-16-T4	3 x MULTI-VE 6005	50	3x400	116.7	60	3x380	124.2	60	3x440	106.5	3x22	ND150	16	1650	2200	1170	175	1500	900	500
N-ALTi-VE-6005-3-25-T4	3 x MULTI-VE 6005	50	3x400	116.7	60	3x380	124.2	60	3x440	106.5	3x22	ND150	25	1650	2200	1170	175	1500	900	500

* Note: the N-ALTi-VE 3603 may be fitted with a 7.5 or 11 kW motor.

HYDROPLUS-E

ELECTRICAL DATA AND DIMENSIONS - N-ALTi-VSE SERIES



N-ALTi-VSE (2, 4, 8)

REFERENCE	Type of pump	Freq. Hz	Tension V	In A	P2 kW	Ø Coll.	NP bar	H mm	L mm	P mm	H1 mm	P1 mm	P3 mm
N-ALTi-VSE-206-2-16-T4	2 x MULTI-VSE 206	50	3 x 400	7.8	2 x 1.1	2"	16	1195	600	656	100	596	300
N-ALTi-VSE-210-2-16-T4	2 x MULTI-VSE 210	50	3 x 400	10.8	2 x 2	2"	16	1365	600	656	100	596	300
N-ALTi-VSE-404-2-16-T4	2 x MULTI-VSE 404	50	3 x 400	7.2	2 x 1.1	2"	16	1195	600	656	100	596	300
N-ALTi-VSE-406-2-16-T4	2 x MULTI-VSE 406	50	3 x 400	10	2 x 1.1	2"	16	1195	600	656	100	596	300
N-ALTi-VSE-410-2-16-T4	2 x MULTI-VSE 410	50	3 x 400	12.6	2 x 2	2"	16	1365	600	656	100	596	300
N-ALTi-VSE-803-2-16-T4	2 x MULTI-VSE 803	50	3 x 400	8.2	2 x 1.1	3"	16	1195	600	789	130	700	450
N-ALTi-VSE-806-2-16-T4	2 x MULTI-VSE 806	50	3 x 400	12.8	2 x 2	3"	16	1195	600	789	130	700	450
N-ALTi-VSE-206-3-16-T4	3 x MULTI-VSE 206	50	3 x 400	11.7	3 x 1.1	2"	16	1195	900	656	100	596	300
N-ALTi-VSE-210-3-16-T4	3 x MULTI-VSE 210	50	3 x 400	16.2	3 x 2	2"	16	1365	900	656	100	596	300
N-ALTi-VSE-404-3-16-T4	3 x MULTI-VSE 404	50	3 x 400	10.8	3 x 1.1	2"	16	1195	900	656	100	596	300
N-ALTi-VSE-406-3-16-T4	3 x MULTI-VSE 406	50	3 x 400	15	3 x 1.1	2"	16	1195	900	656	100	596	300
N-ALTi-VSE-410-3-16-T4	3 x MULTI-VSE 410	50	3 x 400	18.9	3 x 2	2"	16	1365	900	656	100	596	300
N-ALTi-VSE-803-3-16-T4	3 x MULTI-VSE 803	50	3 x 400	12.3	3 x 1.1	3"	16	1195	900	789	130	700	450
N-ALTi-VSE-806-3-16-T4	3 x MULTI-VSE 806	50	3 x 400	19.2	3 x 2	3"	16	1195	900	789	130	700	450

RECOMMENDED ACCESSORIES

- Direct water supply bypass when the public water system pressure is sufficient. (Accessory reference: BP)
- Anti-vibration sleeves. (Accessory reference: M)
- Counter flanges, supplied by 2. (Accessory reference: CB)
- Isolating valves. (Accessory reference: V)
- Extended report relay board (on/fault). (Accessory reference: R)

FEATURES

- Installation**
 - On smooth floor or a concrete block with attachment by anchor bolts.
 - Connection of suction and discharge manifolds, either on right or left as desired.
- Packaging**
 - On pallet.